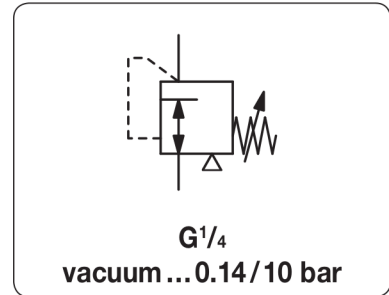


precision vacuum pressure regulator series RE47



| | | | |
|--------------------------|--|--|--|
| Description | Diaphragm vacuum regulator ensuring high precision in both vacuum and positive pressure range. | | |
| Media | compressed air or non-corrosive gases | | |
| Supply pressure | max. 17 bar | | |
| Accuracy | response sensitivity: < 2 mbar | | |
| Adjustment | by handwheel with locknut | | |
| Air consumption | max. 2.8 l/min in positive pressure range | | |
| Flow rate | 70 l/min*1 in vacuum range, | 900 l/min*2 in positive pressure range | |
| Gauge port | G $\frac{1}{4}$ on both sides of the body, screw plugs supplied | | |
| Mounting position | any | | |
| Temperature range | -40 °C to 90 °C / -40 °F to 194 °F | | |
| Material | Body aluminium die-cast | Inner valve: stainless steel and brass | |
| | Elastomer: NBR/Buna-N | | |



| Dimensions | | | K _v | Flow | Connection | Vacuum |
|------------|----|----|-------------------|-----------------------------|------------|--------|
| A | B | C | value | rate | thread | range |
| mm | mm | mm | m ³ /h | m ³ /h*1 l/min*1 | G | bar |

| Vacuum pressure regulator | | | | | | | | supply pressure max. 17 bar, with constant bleed |
|---------------------------|-----|----|----|------|---|----|-----------------|--|
| 68 | 184 | 20 | 65 | 0,78 | 4 | 70 | G $\frac{1}{4}$ | -1 ... +0.14 |
| | | | | | | | | -1 ... +0.7 |
| | | | | | | | | -1 ... +2.0 |
| | | | | | | | | -1 ... +7.0 |
| | | | | | | | | -1 ... +10 |

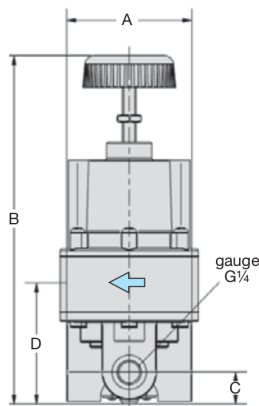
Special options, add the appropriate letter

- NPT** connection thread
- tamper-proof cap** made of aluminium, adjustment by screwdriver, total height 189 mm

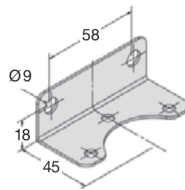


Accessories

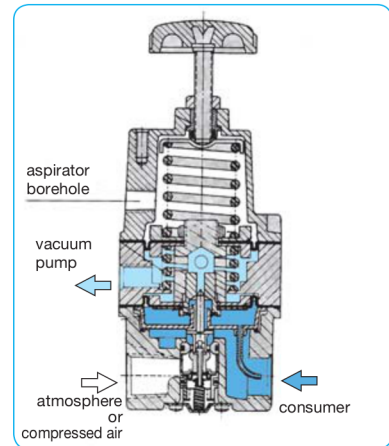
- pressure gauge** Ø 63 mm, -1 ... 0 bar, G $\frac{1}{4}$
- mounting bracket** made of steel



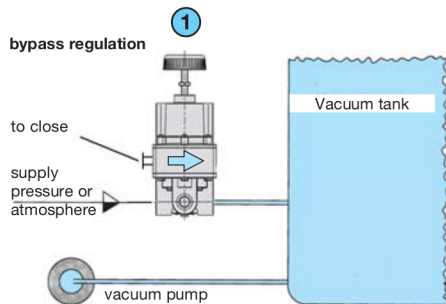
R250



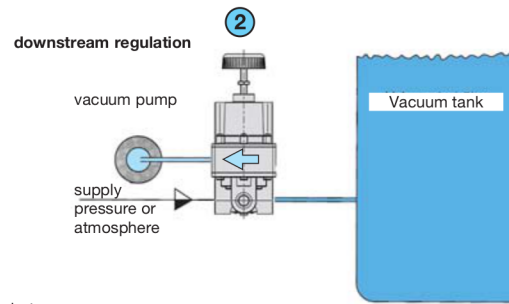
BW00-33



cross-section
connection for downstream regulation



1 Bypass regulation
Upstream installation is preferred when rapid exhaust of a tank or system is required. That way the vacuum pump acts directly upon the tank and is not being throttled by the vacuum regulator.



2 Downstream regulation
The regulator is located between the pump and the tank. The vacuum pump is energy-saving and it is easy to fill the tank to its optimal level with pressure or vacuum.

Note
A strainer is provided on the atmospheric or pressure side, but an additional filter is recommended.

*1 for compressed air at -0.98 bar supply pressure and 0 bar outlet pressure
*2 for compressed air at 7 bar supply pressure and 1.4 bar outlet pressure

Abbildungen unverbindlich, Konstruktions-, Maß- und Werkstoffänderungen vorbehalten
illustrations are non-binding, all designs, configurations, measurements and materials are subject to change without prior notice