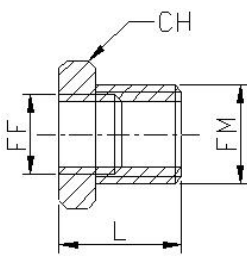


Fittings - Edelstahl 1.4408 / Edelstahl 1.4571

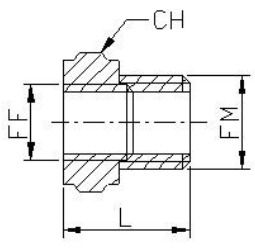


Anschluss	1/8"..."2" wahlweise zylindrisch nach ISO 228/1 oder konisch nach ISO 7/1
Werkstoff	Edelstahl 1.4408 bzw. Edelstahl 1.4571
Medium	gasförmige und flüssige Medien, die die verwendeten Werkstoffe nicht angreifen
Mediumstemperatur	-20°C...+180°C
Betriebsdruck	0 - 20bar bis Mediumstemperatur 70°C, 71°C...180°C 0 - 10bar

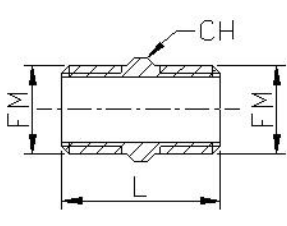
Reduziernippel - Gewinde zylindrisch, Edelstahl 1.4408

	Außengewinde FM	Innengewinde FF	L	CH	Typ
	G1/4"	G1/8"	20	17	TH60-18-14-S-A
G3/8"	G1/8"	19	21	TH60-38-18-S-A	
G3/8"	G1/4"	19	21	TH60-14-38-S-A	
G1/2"	G1/4"	22	26	TH60-14-12-S-A	
G1/2"	G3/8"	22	26	TH60-38-12-S-A	
G3/4"	G3/8"	25	31	TH60-38-34-S-A	
G3/4"	G1/2"	25	31	TH60-12-34-S-A	
G1"	G1/2"	29	38	TH60-12-10-S-A	
G1"	G3/4"	29	38	TH60-34-10-S-A	
G1 1/4"	G3/4"	30	46	TH60-34-114-S-A	
G1 1/4"	G1"	30	46	TH60-10-114-S-A	
G1 1/2"	G1"	32	53	TH60-10-112-S-A	
G1 1/2"	G1 1/4"	32	53	TH60-114-112-S-A	
G2"	G1 1/4"	36	6	TH60-114-20-S-A	
G2"	G1 1/2"	36	63	TH60-112-20-S-A	

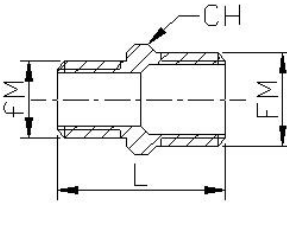
Reduziernippel - Gewinde zylindrisch, Edelstahl 1.4408

	Außengewinde FM	Innengewinde FF	L	CH	Typ
	G1/8"	G1/8"	23	14	TH59-18-S
G1/8"	G1/4"	26	17	TH59-18-14-S	
G1/4"	G1/4"	28	17	TH59-14-S	
G1/4"	G3/8"	26	19	TH59-14-38-S	
G3/8"	G3/8"	29	19	TH59-38-S	
G3/8"	G1/2"	27	24	TH59-38-12-S	
G1/2"	G1/2"	34	24	TH59-12-S	
G1/2"	G3/4"	38	32	TH59-12-34-S	

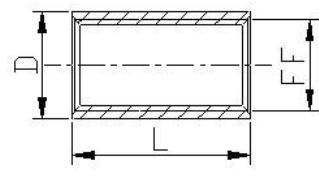
Doppelnippel - Gewinde zylindrisch, Edelstahl 1.4408

	Gewinde FM	L	CH	Typ
	G1/8"	30	13	TH38-18-S-A
G1/4"	32	16	TH38-14-S-A	
G3/8"	34	20	TH38-38-S	
G1/2"	38	25	TH38-12-S-A	
G3/4"	46	29	TH38-34-S	
G1"	51	36	TH38-10-S-A	
G1 1/4"	56	46	TH38-114-S	
G1 1/2"	58	51	TH38-112-S	
G2"	65	63	TH38-20-S	

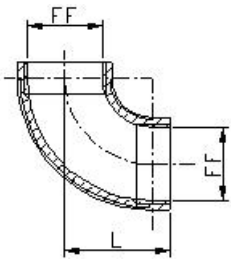
Reduktionsdoppelnippel - Gewinde zylindrisch, Edelstahl 1.4408

	Gewinde fM	Gewinde FM	L	CH	Typ
	G1/8"	G1/4"	31	15	TH38-18-14-S-A
G1/4"	G3/8"	35	20	TH38-14-38-S-A	
G1/4"	G1/2"	38	23	TH38-14-12-S-A	
G3/8"	G1/2"	40	23	TH38-38-12-S-A	
G3/8"	G3/4"	41	27	TH38-38-34-S-A	
G1/2"	G3/4"	44	29	TH38-12-34-S-A	
G1/2"	G1"	46	36	TH38-12-10-S-A	
G3/4"	G1"	46	36	TH38-34-10-S-A	
G3/4"	G1 1/4"	50	45	TH38-34-114-S-A	
G1"	G1 1/4"	51	45	TH38-10-114-S-A	
G1"	G1 1/2"	52	50	TH38-10-112-S-A	
G1 1/4"	G1 1/2"	54	50	TH38-114-112-S-A	
G1"	G2"	58	62	TH38-10-20-S-A	
G1 1/2"	G2"	60	63	TH38-112-20-S-A	

Muffe, Edelstahl 1.4408

	Gewinde FF	D	L1	Typ
	G1/8"	16,4	25	TH13-18-S-A
G1/4"	20	25	TH13-14-S-A	
G3/8"	23,6	30	TH13-38-S-A	
G1/2"	27,7	35	TH13-12-S-A	
G3/4"	32,6	39	TH13-34-S-A	
G1"	40	44	TH13-10-S-A	
G1 1/4"	49	50	TH13-114-S-A	
G1 1/2"	56	54	TH13-112-S-A	
G2"	67,5	63	TH13-20-S-A	

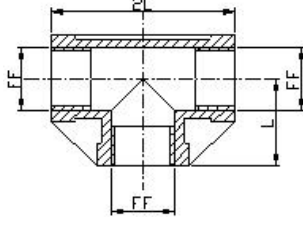
Winkelstück - innen / innen, Edelstahl 1.4408

	Gewinde FF	L	Typ
	RP1/8"	16	TH17-18-S-A
RP1/4"	19	TH17-14-S-A	
RP3/8"	23	TH17-38-S-A	
RP1/2"	27	TH17-12-S-A	
RP3/4"	31	TH17-34-S-A	
RP1"	37	TH17-10-S-A	
RP1 1/4"	43	TH17-114-S	
RP1 1/2"	48	TH17-112-S	
RP2"	56	TH17-20-S	

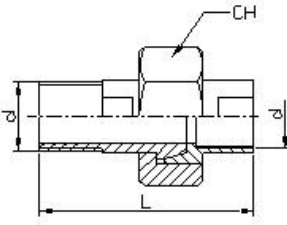
Winkelstück - innen / außen, Edelstahl 1.4408

	Gewinde innen FF	Gewinde außen FM	L	Typ
	RP1/8"	R1/8"	24	TH16C-18-S-A
RP1/4"	R1/4"	28	TH16C-14-S-A	
RP3/8"	R3/8"	32	TH16C-38-S-A	
RP1/2"	R1/2"	38	TH16C-12-S-A	
RP3/4"	R3/4"	45	TH16C-34-S-A	
RP1"	R1"	52	TH16C-10-S-A	
RP1 1/4"	R1 1/4"	57	TH16C-114-S	
RP1 1/2"	R1 1/2"	62	TH16C-112-S	
RP2"	R2"	74	TH16C-20-S	

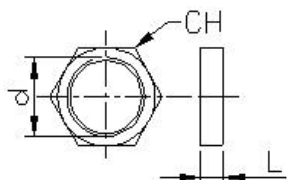
T-Stück - innen / innen / innen, Edelstahl 1.4408

	Gewinde FF	L	Typ
	G1/8"	17	TH29-18-S-A
G1/4"	19	TH29-14-S-A	
G3/8"	24	TH29-38-S-A	
G1/2"	27	TH29-12-S-A	
G3/4"	31,5	TH29-34-S-A	
G1"	36,5	TH29-10-S-A	
G1 1/4"	42,5	TH29-114-S	
G1 1/2"	47,5	TH29-112-S	
G2"	56	TH29-20-S	

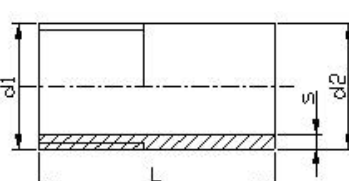
TH59 Gerader Holländer - Gewinde zylindrisch, metallisch dichtend, Edelstahl 1.4408

	Gewinde d	L	CH	Typ
	G1/8"	43	29	TH59-18-S-Z
G1/4"	43	29	TH59-14-S-Z	
G3/8"	46	34	TH59-38-S-Z	
G1/2"	56	39	TH59-12-S-Z	
G3/4"	61	47	TH59-34-S-Z	
G1"	67	58	TH59-10-S-Z	
G1 1/4"	76	67	TH59-114-S-Z	
G1 1/2"	81	76	TH59-112-S-Z	
G2"	89	90	TH59-20-S-Z	

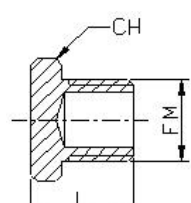
Kontermutter, Edelstahl 1.4408

	Gewinde d	L	CH	Typ
	G1/8"	6	14	TH68-18-S-A
G1/4"	7	22	TH68-14-S-A	
G3/8"	8	27	TH68-38-S-A	
G1/2"	9,4	32	TH68-12-S-A	
G3/4"	9,4	36	TH68-34-S-A	
G1"	10	46	TH68-10-S-A	
G11/4"	11	55	TH68-114-S-A	
G11/2"	12	60	TH68-112-S-A	
G2"	12	74	TH68-20-S-A	

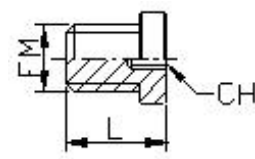
Anschweißnippel, Edelstahl 1.4408

	Gewinde d1	d2	L	s	Typ
	R1/8"	11	30	TH74C-18-S-A	
R1/4"	14,2	30	TH74C-14-S-A		
R3/8"	17,7	30	TH74C-38-S-A		
R1/2"	22	35	TH74C-12-S-A		
R3/4"	27,7	39,5	TH74C-34-S-A		
R1"	35,5	40	TH74C-10-S-A		
R11/4"	43,5	50	TH74C-114-S-A		
R11/2"	49,2	50	TH74C-112-S-A		
R2"	62	50	TH74C-20-S-A		

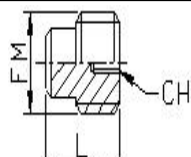
Verschlusschraube - Gewinde zylindrisch, Edelstahl 1.4408

	Gewinde FM	L	CH	Typ
	G1/8"	17	15	TH67-18-S-A
G1/4"	18	17	TH67-14-S-A	
G3/8"	19	20	TH67-38-S-A	
G1/2"	22	26	TH67-12-S-A	
G3/4"	24	31	TH67-34-S-A	
G1"	27	38	TH67-10-S-A	
G11/4"	30	46	TH67-114-S-A	
G11/2"	32	53	TH67-112-S-A	
G2"	36	63	TH67-20-S-A	

Verschlusschraube - Gewinde zylindrisch, Edelstahl 1.4571

	Gewinde FM	L	CH	Typ
	G1/8"	11	5	TH50-18-W
G1/4"	13	6	TH50-14-W	
G3/8"	15	8	TH50-38-W	
G1/2"	18	10	TH50-12-W	

Verschlusschraube - Gewinde zylindrisch, Edelstahl 1.4571

	Gewinde FM	L	CH	Typ
	G1/8"	8	5	TH64-18-W
G1/4"	10	6	TH64-14-W	

Abbildungen unverbindlich
Konstruktions-, Maß- und Werkstoffänderungen vorbehalten