

## Fittings/Hose barbs - Brass



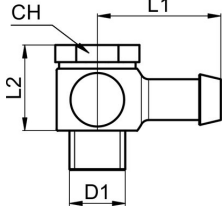
Connection	1/8" up to 2" optionally cylindrical to ISO 228/1 or tapered to ISO 7/1, M5 according to ISO R/262
Material	Plain brass
Medium	Compressed air, neutral gases, Liquids that do not chemically attack the materials
Medium temperature	-20...+150°C, O-ring seal NBR -20...+110°C
Operating pressure	-1...20bar

### HN12 Screw-in hose barb

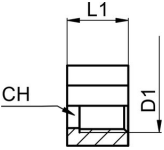
	D1	for hose [mm]	L1	L2	CH	Weight [g]	Type
	G1/8"	6	31	6	12	8	HN12-06-18-B
G1/4"	6	33	9	17	16	HN12-06-14-B	
G3/8"	6	33	9	19	16	HN12-06-38-B	
G1/2"	6	36	12	24	29	HN12-06-12-B	
G1/8"	9	31	9	14	12	HN12-09-18-B	
G1/4"	9	33	9	17	18	HN12-09-14-B	
G3/8"	9	33	9	19	19	HN12-09-38-B	
G1/2"	9	36	12	24	31	HN12-09-12-B	
G1/4"	13	39	9	17	22	HN12-13-14-B	
G3/8"	13	39	9	19	22	HN12-13-38-B	
G1/2"	13	43,5	12,5	24	38	HN12-13-12-B	



### HN14 Swivel hose barb

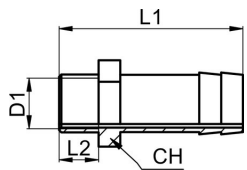
		D1	for hose [mm]	L1	L2	CH	Weight [g]	Type
		G1/8"	6,5	26	20	14	35	HN14-06-18-B
		G1/4"	6,5	28	20	17	52	HN14-06-14-B
		G1/4"	9,5	29	20	17	54	HN14-09-14-B
		G3/8"	9,5	29	21	22	70	HN14-09-38-B

### HN33 Union nut suitable for Hose barb with ball nipple

		D1	for hose barb [mm]	L1	CH	Weight [g]	Type
		G1/8"	8,5	11	12	6	HN33-04/06-18-B
		G1/4"	11,5	15	17	17	HN33-04/06-14-B
		G1/4"	11,5	15,5	17	17	HN33-09-14-B
		G3/8"	15	16,5	19	17	HN33-04/06/09-38-B
		G1/2"	19	19,5	24	34	HN33-06/09/13-12-B
		G1/4" left	12	15	17	17	HN33-04/06-14E-B
		G3/8" left	15	14,5	19	15	HN33-06/09-38E-B
		G1/2" left	6, 9,13	19,5	24	36	HN33-06/09/13-12E-B

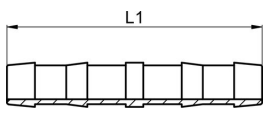


### HN38 Screw-in hose barb - Cylindrical thread, Internal cone for ball hose nipple

	D1	for hose [mm]	L1	L2	CH	Weight [g]	Type
	M5	4	15,5	5	7	2	HN38-04-M5-B*
	G1/8"	4	28	7	14	9	HN38-04-18-B-C
	G1/4"	4	30	8	17	16	HN38-04-14-B-C
	G3/8"	4	31	9	19	19	HN38-04-38-B-C
	G1/8"	6	33	7	14	11	HN38-06-18-B-C
	G1/4"	6	35	9	17	19	HN38-06-14-B-C
	G3/8"	6	36	9	19	26	HN38-06-38-B-C
	G1/2"	6	40	12	24	49	HN38-06-12-B-C
	G1/8"	9	33	7	14	15	HN38-09-18-B*
	G1/4"	9	35	9	17	19	HN38-09-14-B-C
	G3/8"	9	35	9	19	26	HN38-09-38-B-C
	G1/2"	9	39	12	24	50	HN38-09-12-B-C
	G3/4"	9	50	11	30	72	HN38-09-34-B-C
	G1/4"	13	41	9	17	21	HN38-13-14-B*
	G3/8"	13	42	9	19	25	HN38-13-38-B-C
	G1/2"	13	46	12	24	50	HN38-13-12-B-C
	G3/4"	13	52	16	32	106	HN38-13-34-B-C
	G1/2"	16	47	11	22	46	HN38-16-12-B*
	G1/2"	19	47	11	22	59	HN38-19-12-B*
	G3/4"	19	60	16	32	103	HN38-19-34-B-C
	G1"	27	51	11	38	86	HN38-25-10-B*
	G1 1/4"	27,5	51,5	14	47 round	129	HN38-25-114-B-A*
	G1"	33	57	12	37	132	HN38-32-10-B*
G1 1/4"	33	58	13	50	170	HN38-32-114-B*	
G1 1/2"	40	68	14	55	257	HN38-40-112-B*	
G3/8" left	6	48,5	10	19	26	HN38-06-38E-B-C	
G3/8" left	9	48,5	10	19	31	HN38-09-38E-B-C	

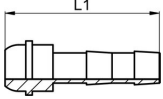
\* without internal cone

### HN38 Double hose barb

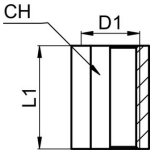
	for hose [mm]	L1	Weight [g]	Type
	6	72	15	HN38-06-B
	9	72	26	HN38-09-B
	13	48	20	HN38-13-B




### HN76 Hose barb with ball nipple

	for thread	for hose [mm]	L1	Weight [g]	Type
	G1/8"	4	28	4	HN76-04-18-B
	G1/4"	4	30,5	8	HN76-04-14-B
	G1/8"	6	28	6	HN76-06-18-B
	G1/4"	6	35,5	8	HN76-06-14-B
	G3/8"	6	36	15	HN76-06-38-B
	G1/2"	6	38	18	HN76-06-12-B
	G1/4"	9	35,5	10	HN76-09-14-B
	G3/8"	9	36	14	HN76-09-38-B
	G1/2"	9	39	18	HN76-09-12-B
G1/2"	13	44	21	HN76-13-12-B	

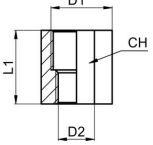
### TH13 Socket

	D1	L1	CH	Weight [g]	Type
	M5	9	7	2	TH13-M5-B
	G1/8"	18	14	15	TH13-18-B
	G1/4"	26	17	27	TH13-14-B
	G3/8"	26	22	47	TH13-38-B

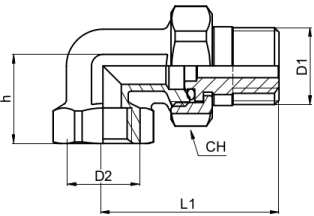
### TH13 Socket - round

	D1	D2	L1	Weight [g]	Type
	G1/2"	26	31	45	TH13-12-B
	G3/4"	32	33	68	TH13-34-B
	G1"	40	39	110	TH13-10-B

### TH13 Reducing socket

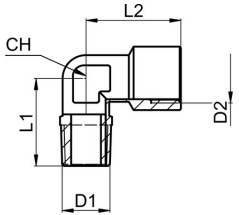
	D1	D2	L1	CH	Weight [g]	Type
	G1/8"	G1/4"	26	17	32	TH13-18-14-B
	G1/4"	G3/8"	26	22	60	TH13-14-38-B
	G3/8"	G1/2"	24,5	27 round	95	TH13-38-12-B

### TH16 Elbow union nut - internal / external, O-ring seal NBR

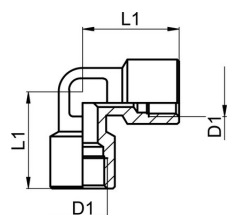
	D1	D2	h	L1	CH	Weight [g]	Type
	G3/8"	G3/8"	18	47	27	115	TH16-38-B-R
	G1/2"	G1/2"	22	51	30	116	TH16-12-B-R-YA
	G3/4"	G3/4"	26	59	37	188	TH16-34-B-R-YA
	G1"	G1"	35	69,5	46	342	TH16-10-B-R-YA
	G11/4"	G11/4"	45,5	80,5	52	557	TH16-114-B-R
	G11/2"	G11/2"	53	89	66	952	TH16-112-B-R



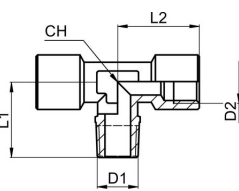
### TH16C Elbow fitting - internal / external

	D1	D2	L1	L2	CH	Weight [g]	Type
	R1/8"	G1/8"	10	21,5	10	17	TH16C-18-B
R1/4"	G1/4"	23,5	25	12,5	34	TH16C-14-B	
R3/8"	G3/8"	26	28,5	16,5	49	TH16C-38-B	
R1/2"	G1/2"	31	33,5	20,5	86	TH16C-12-B	
R3/4"	G3/4"	33	36,5	25	120	TH16C-34-B	
R1"	G1"	39	45	30	200	TH16C-10-B	

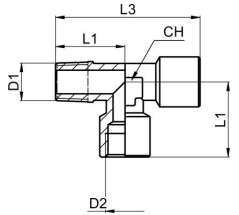
### TH17 Elbow fitting - internal / internal

	D1	L1	CH	Weight [g]	Type
	G1/8"	21	10	20	TH17-18-B
G1/4"	25	13	40	TH17-14-B	
G3/8"	20	-	55	TH17-38-B	
G1/2"	24,5	-	115	TH17-12-B	
G3/4"	30	-	152	TH17-34-B	
G1"	36	-	235	TH17-10-B	

### TH21C T-piece - internal / external / internal

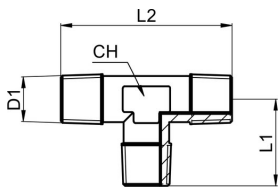
	D1	D2	L1	L2	CH	Weight [g]	Type
	R1/8"	G1/8"	18	21	10	25	TH21C-18-B
R1/4"	G1/4"	23	25	13	50	TH21C-14-B	
R3/8"	G3/8"	26	28	17	80	TH21C-38-B	
R1/2"	G1/2"	31	33,5	21	124	TH21C-12-B	
R3/4"	G3/4"	33	36,5	25	185	TH21C-34-B	
R1"	G1"	39	45	30	288	TH21C-10-B	

### TH24C T-piece - internal / internal / external

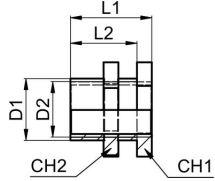
	D1	D2	L1	L2	L3	CH	Weight [g]	Type
	R1/8"	G1/8"	15,5	22	37,5	10	24	TH24C-18-B
R1/4"	G1/4"	26,5	23,5	49	13	50	TH24C-14-B	
R3/8"	G3/8"	25	28	54	17	75	TH24C-38-B	
R1/2"	G1/2"	31	33,5	64,5	21	125	TH24C-12-B	
R3/4"	G3/4"	36,5	36,5	69,5	25	174	TH24C-34-B	
R1"	G1"	39	45	84	30	282	TH24C-10-B	



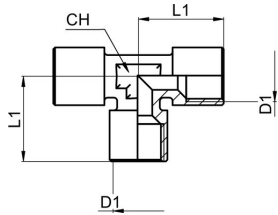
### TH26C T-piece - external / external / external

	D1	L1	L2	CH	Weight [g]	Type
	R1/8"	16	32	10	15	TH26C-18-B
	R1/4"	23,5	47	13	37	TH26C-14-B
	R3/8"	26	52	17	59	TH26C-38-B
	R1/2"	31	62	21	80	TH26C-12-B
	R3/4"	33	64,4	25	129	TH26C-34-B
	R1"	39	78	30	210	TH26C-10-B


### TH28 Bulkhead nipple

	D1	D2	L1	L2	CH1	CH2	Weight [g]	Type
	G1/8"	M5	15	12	14	14	11	TH28-18-M5-B
	G1/4"	G1/8"	18	14	17	17	15	TH28-14-18-B
	G3/8"	G1/4"	22	18	22	22	16	TH28-38-14-B
	G1/2"	G3/8"	26	21	24	27	41	TH28-12-38-B

### TH29 T-piece - internal / internal / internal

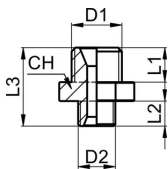
	D1	L1	CH	Weight [g]	Type
	G1/8"	21	9,5	28	TH29-18-B
	G1/4"	25	13	60	TH29-14-B
	G3/8"	22	20,5	70	TH29-38-B
	G1/2"	24	23	79	TH29-12-B
	G3/4"	28	29	138	TH29-34-B
	G1"	35	35	228	TH29-10-B
	G1 1/4"	42,5	45	403	TH29-114-B
	G1 1/2"	47	52	593	TH29-112-B
	G2"	55	64	852	TH29-20-B

### TH38 Double nipple - Cylindrical thread


	D1	L1	L2	L3	CH	Weight [g]	Type
	M5	4,5	4,5	12,5	8	2	TH38-M5-B-C
	G1/8"	6,5	4,5	16	14	9	TH38-18-B-C
	G1/4"	9	9	22,5	14	14	TH38-14-B
	G3/8"	10	10	24	17	17,4	TH38-38-B
	G1/2"	10,5	10,5	25	21	29	TH38-12-B
	G3/4"	11,5	11,5	28	27	43	TH38-34-B
	G1"	15	15	36,5	34	93	TH38-10-B
	G1 1/4"	16	16	41,5	46	167	TH38-114-B
	G1 1/2"	17,5	17,5	46	48	210	TH38-112-B
	G2"	21	21	56	60	368	TH38-20-B
	G1/4" links	9	9	23	17	18	TH38-14E-B-C
	G3/8" links	11	11	27	19	25	TH38-38E-B-C



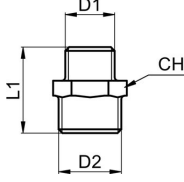
### TH38 Reducing double nipple - Cylindrical thread

	D1	D2	L1	L2	L3	CH	Weight [g]	Type
	G1/8"	M5	6,5	5	16	17	9	TH38-M5-18-B-C
	G1/4"	M5	9,5	5	19	17	15	TH38-M5-14-B-C
	G1/4"	G1/8"	9	6,5	20,5	17	18	TH38-18-14-B-C
	G3/8"	G1/8"	9	7	21	19	25	TH38-18-38-B-C
	G3/8"	G1/4"	10	9	23	17	17	TH38-14-38-B
	G1/2"	G1/4"	11	9	24,5	21	26	TH38-14-12-B
	G1/2"	G3/8"	12	10	28	24	50	TH38-38-12-B-C
	G3/4"	G3/8"	15,5	10	34	32	108	TH38-38-34-B-C
	G3/4"	G1/2"	11,5	10,5	27	27	43	TH38-12-34-B
	G1"	G1/2"	15	11,5	33	34	80	TH38-12-10-B
	G1"	G3/4"	13	11,5	30	34	70	TH38-34-10-B
	G1 1/4"	G1"	16	15	40	42	156	TH38-10-114-B
	G1 1/2"	G1 1/4"	17	16	45	48	218	TH38-114-112-B
	G2"	G1 1/2"	21	17	52	60	344	TH38-112-20-B

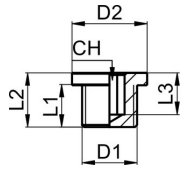
### TH38C Double nipple - Tapered thread

	D1	L1	L2	L3	CH	Weight [g]	Type
	R1/4"	11	11	26,5	14	15	TH38C-14-B
	R3/8"	11	11	26,5	17	20	TH38C-38-B
	R1/2"	14	14	33	22	40	TH38C-12-B
	R3/4"	16	16	39,5	27	68	TH38C-34-B
	R1"	19	19	44,5	34	107	TH38C-10-B

### TH38C Detachable double nipple - Tapered thread, metal-to-metal sealing

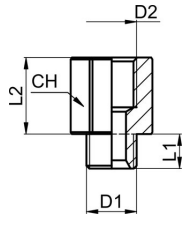
	D1	D2	L1	CH	Weight [g]	Type
	R1/8"	R1/8"	27	15	17	TH38C-18-B-Z
	R1/8"	R1/4"	30	15	23	TH38C-18-14-B-Z
	R1/4"	R1/4"	33,5	19	34	TH38C-14-B-Z
	R1/4"	R3/8"	35	19	44	TH38C-14-38-B-Z
	R3/8"	R3/8"	37	22	52	TH38C-38-B-Z
	R1/2"	R1/2"	44,5	27	81	TH38C-12-B-Z
	R3/4"	R3/4"	54	36	193	TH38C-34-B-Z
	R1"	R1"	65	46	353	TH38C-10-B-Z

### TH50 Sealing screw with hexagon socket - Cylindrical thread

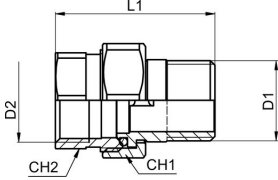
	D1	D2	L1	L2	L3	CH	Weight [g]	Type
	G1/8"	14	8	11	5,5	5	6	TH50-18-B
	G1/4"	18	12	15	11	6	14	TH50-14-B
	G3/8"	22	12	15	11	8	23	TH50-38-B
	G1/2"	26	10	14,5	10	10	33	TH50-12-B



### TH59 Reducing nipple - Cylindrical thread

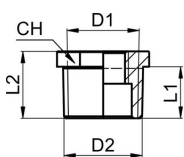
	D1	D2	L1	L2	CH	Weight [g]	Type
	M5	M5	5	10	8	3	TH59-M5-B-C
	M5	G1/8"	5	12	14	11	TH59-M5-18-B-C
	G1/8"	M5	7	10	14	15	TH59-18-M5-B-C
	G1/8"	G1/8"	8	15	14	17	TH59-18-B-C
	G1/8"	G1/4"	8	18	17	26	TH59-18-14-B-C
	G1/4"	G1/8"	9	19	17	35	TH59-14-18-B-C
	G1/4"	G1/4"	9	19	17	29	TH59-14-B-C
	G1/4"	G3/8"	9	20	19	30	TH59-14-38-B-C
	G3/8"	G1/4"	11	19	19	40	TH59-38-14-B
	G3/8"	G3/8"	10	12,5	21	23	TH59-38-B
	G3/8"	G1/2"	10	14,5	24	33	TH59-38-12-B
	G1/2"	G3/8"	11	11	22	33	TH59-12-38-B
	G1/2"	G1/2"	11,5	14,5	24	37	TH59-12-B
	G1/2"	G3/4"	11,5	15	31	60	TH59-12-34-B

### TH59 Straight union nut - O-ring seal (-R) NBR, Flat gasket (-F)

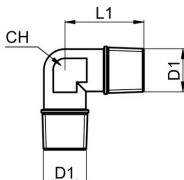
	D1	D2	L1	CH1	CH2	Weight [g]	Type
	G3/8"	G3/8"	41	27	21	61	TH59-38-B-F
	G1/2"	G1/2"	46	30	27	102	TH59-12-B-R-YA
	G3/4"	G3/4"	52	37	31	153	TH59-34-B-R-YA
	G1"	G1"	60	46	38	272	TH59-10-B-R-YA
	G1 1/4"	G1 1/4"	69	52	48	414	TH59-114-B-R
	G1 1/2"	G1 1/2"	73	66	55	764	TH59-112-B-R



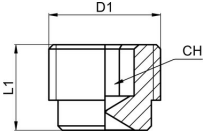
## TH60 Reducing nipple

	D1	D2	L1	L2	CH	Weight [g]	Type
	M5	G1/8"	7	10	14	7	TH60-18-M5-B
	M5	G1/4"	9	13	17	15	TH60-14-M5-B
	RP1/8"	R1/4"	11	15,5	14	9	TH60-14-18-B
	RP1/8"	R3/8"	11,5	16	17	16	TH60-38-18-B
	RP1/4"	R3/8"	11,5	16	17	12	TH60-38-14-B
	RP1/8"	R1/2"	13,5	18	21	30	TH60-12-18-B
	RP1/4"	R1/2"	13,5	18	21	26	TH60-12-14-B
	G3/8"	G1/2"	10,5	14,5	21	16	TH60-12-38-B
	G3/8"	G3/4"	13	18,5	27	42	TH60-34-38-B
	G1/2"	G3/4"	13,5	20	27	36	TH60-34-12-B
	G3/8"	G1"	15,5	22,5	33	83	TH60-10-38-B
	G1/2"	G1"	13	19	36	76	TH60-10-12-B
	G3/4"	G1"	13	19	36	58	TH60-10-34-B
	G1/2"	G1 1/4"	17	25	43	159	TH60-114-12-B
	G3/4"	G1 1/4"	16	25	43	156	TH60-114-34-B
	G1"	G1 1/4"	17	25	43	117	TH60-114-10-B
	G3/4"	G1 1/2"	17	26	48	218	TH60-112-34-B
	G1"	G1 1/2"	17	26	48	178	TH60-112-10-B
	G1 1/4"	G1 1/2"	17	26	48	100	TH60-112-114-B
	RP1"	R2"	21	32	60	325	TH60-20-10-B
RP1 1/4"	R2"	21	32	60	327	TH60-20-114-B	
RP1 1/2"	R2"	21	32	60	260	TH60-20-112-B	

## TH61C Elbow fitting - external / external

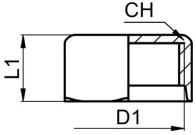
	D1	L1	CH	Weight [g]	Type
	R1/8"	18,5	10	11	TH61C-18-B
	R1/4"	23,5	13	28	TH61C-14-B
	R3/8"	26	17	41	TH61C-38-B
	R1/2"	31	21	70	TH61C-12-B
	R3/4"	33	25	98	TH61C-34-B
	R1"	39	30	166	TH61C-10-B

## TH64 Sealing screw with hexagon socket - Cylindrical thread, without collar

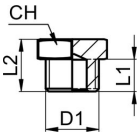
	D1	L1	CH	Weight [g]	Type
	G1/8"	8	5	3	TH64-18-B-YA
	G1/4"	10	6	6	TH64-14-B



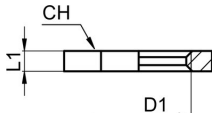
### TH65 Sealing cap

	D1	L1	CH	Weight [g]	Type
	G1/8"	10	13	7	TH65-18-B
	G1/4"	10	16	10	TH65-14-B
	G3/8"	12	20	12	TH65-38-B
	G1/2"	16	30	40	TH65-12-B
	G3/4"	16	30	37	TH65-34-B
	G1"	18,5	38,5	76	TH65-10-B
	G1 1/4"	24	48,5	150	TH65-114-B
	G1 1/2"	22,5	60	239	TH65-112-B
	G2"	17	66	200	TH65-20-B

### TH67 Sealing screw with external hexagon - Cylindrical thread

	D1	L1	L2	CH	Weight [g]	Type
	G1/8"	6,5	10	14	7	TH67-18-B
	G1/4"	8	13	17	13	TH67-14-B
	G3/8"	10	15,5	17	12	TH67-38-B
	G1/2"	10	15	21	20	TH67-12-B

### TH-68 Locknut

	D1	L1	CH	Weight [g]	Type
	G1/8"	4	14	3	TH68-18-B
	G1/4"	4,5	17	4	TH68-14-B
	G3/8"	4,5	22	7	TH68-38-B
	G1/2"	5	27	12	TH68-12-B
	G3/4"	6	32	17	TH68-34-B
	G1"	8	38	27	TH68-10-B
	M10x1	4,5	14	3	TH68-M10X1-B
	M12x1	5	17	3	TH68-M12X1-B
	M14x1	4	19	5	TH68-M14X1-B
	M16x1	4,5	19	2	TH68-M16X1-B
	M20x1,5	5	22	12	TH68-M20X1,5-B
	M22x1	5	28	9	TH68-M22X1-B
	M28x1,5	6	36	26	TH68-M28X1,5-B

Illustrations non-binding

Design, dimensional and material changes reserved

Pneumatics / Fittings and couplings / Fittings / Hose nozzles / Fittings/Hose nozzles - Brass - Pressure 20bar

