

Straight reducing fitting Series C-RED



Basic body with nut and cutting ring



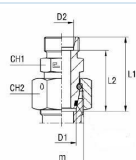
B4 cutting ring



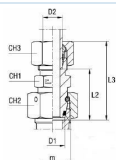
B3 cutting ring

Design type	Compression fitting with cutting ring with sealing cone and O-ring and B3 or B4 cutting ring
Tube outside diameter	6...42mm
Material	Galvanized steel
according to standard	EN ISO 8434-1 (DIN 2353)
Medium	neutral liquids and gases that do not attack the materials used
Medium temperature	B3-Cutting ring -35...+100°C B4-Cutting ring NBR -35...+100°C (FKM on request)
Operating pressure	Nominal pressure according to table

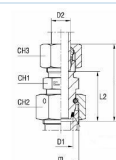
Dimensions



Main body



with B4 cutting ring

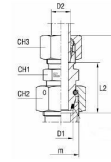
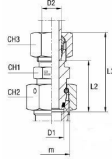
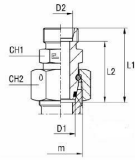


with B3 cutting ring

Series	PN [bar]	D1	D2	m	L1	L2	L3	CH1	CH2	CH3	Type Main body	Type with B4 ring	Type with B3 ring
L	500	8	6	14x1,5	31	24	39	12	17	14	C-RED08/06LX	C-RED08/06ZL	C-RED08/06L
		10	6	16x1,5	32,5	25,5	40,5	14	19	14	C-RED10/06LX	C-RED10/06ZL	C-RED10/06L
	400	12	6	18x1,5	32,5	25,5	40,5	17	22	14	C-RED12/06LX	C-RED12/06ZL	C-RED12/06L
		15	6	22x1,5	35,5	28,5	43,5	19	27	14	C-RED15/06LX	C-RED15/06ZL	C-RED15/06L
		18	6	26x1,5	36,5	29,5	44,5	24	32	14	C-RED18/06LX	C-RED18/06ZL	C-RED18/06L
	250	22	6	30x2	38,5	31,5	46,5	27	36	14	C-RED22/06LX	C-RED22/06ZL	C-RED22/06L
		28	6	36x2	39,5	32,5	47,5	32	41	14	C-RED28/06LX	C-RED28/06ZL	C-RED28/06L
		35	6	45x2	45	38	53	41	50	14	C-RED35/06LX	C-RED35/06ZL	C-RED35/06L
		42	6	52x2	46	39	54	50	60	14	C-RED42/06LX	C-RED42/06ZL	C-RED42/06L
	500	10	8	16x1,5	32,5	25,5	40,5	14	29	17	C-RED10/08LX	C-RED10/08ZL	C-RED10/08L
	400	12	8	18x1,5	32,5	25,5	40,5	17	22	17	C-RED12/08LX	C-RED12/08ZL	C-RED12/08L
		15	8	22x1,5	35,5	28,5	43,5	19	27	17	C-RED15/08LX	C-RED15/08ZL	C-RED15/08L
18		8	26x1,5	36,5	29,5	44,5	24	32	17	C-RED18/08LX	C-RED18/08ZL	C-RED18/08L	
250	22	8	30x2	38,5	31,5	46,5	27	36	17	C-RED22/08LX	C-RED22/08ZL	C-RED22/08L	
	28	8	36x2	39,5	32,5	47,5	32	41	17	C-RED28/08LX	C-RED28/08ZL	C-RED28/08L	
	35	8	45x2	45	38	53	41	50	17	C-RED35/08LX	C-RED35/08ZL	C-RED35/08L	
	42	8	52x2	46	39	54	50	60	17	C-RED42/08LX	C-RED42/08ZL	C-RED42/08L	
400	12	10	18x1,5	33,5	26,5	51,5	17	22	19	C-RED12/10LX	C-RED12/10ZL	C-RED12/10L	
	15	10	22x1,5	36,5	29,5	44,5	19	27	19	C-RED15/10LX	C-RED15/10ZL	C-RED15/10L	
	18	10	26x1,5	37,5	30,5	45,5	24	32	19	C-RED18/10LX	C-RED18/10ZL	C-RED18/10L	



Dimensions



Main body

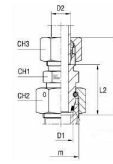
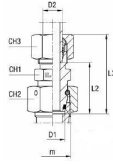
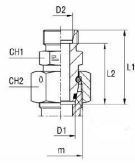
with B4 cutting ring

with B3 cutting ring

Series	PN [bar]	D1	D2	m	L1	L2	L3	CH1	CH2	CH3	Type Main body	Type with B4 ring	Type with B3 ring
L	250	22	10	30x2	39,5	32,5	47,5	27	36	19	C-RED22/10LX	C-RED22/10ZL	C-RED22/10L
		28	10	36x2	40,5	33,5	48,5	32	41	19	C-RED28/10LX	C-RED28/10ZL	C-RED28/10L
		35	10	45x2	46	39	54	41	50	19	C-RED35/10LX	C-RED35/10ZL	C-RED35/10L
		42	10	52x2	47	40	55	50	60	19	C-RED42/10LX	C-RED42/10ZL	C-RED42/10L
	400	15	12	22x1,5	36,5	29,5	44,5	19	27	22	C-RED15/12LX	C-RED15/12ZL	C-RED15/12L
		18	12	26x1,5	37,5	30,5	45,5	24	32	22	C-RED18/12LX	C-RED18/12ZL	C-RED18/12L
	250	22	12	30x2	39,5	32,5	47,5	27	36	22	C-RED22/12LX	C-RED22/12ZL	C-RED22/12L
		28	12	36x2	40,5	33,5	48,8	32	41	22	C-RED28/12LX	C-RED28/12ZL	C-RED28/12L
		35	12	45x2	46	39	54	41	50	22	C-RED35/12LX	C-RED35/12ZL	C-RED35/12L
		42	12	52x2	47	40	55	50	60	22	C-RED42/12LX	C-RED42/12ZL	C-RED42/12L
	400	18	15	26x1,5	38,5	31,5	46,5	24	32	27	C-RED18/15LX	C-RED18/15ZL	C-RED18/15L
	250	22	15	30x2	39,5	32,5	47,5	27	36	27	C-RED22/15LX	C-RED22/15ZL	C-RED22/15L
		28	15	36x2	41,5	34,5	49,5	32	41	27	C-RED28/15LX	C-RED28/15ZL	C-RED28/15L
		35	15	45x2	47	40	55	41	50	27	C-RED35/15LX	C-RED35/15ZL	C-RED35/15L
		42	15	52x2	48	41	56	50	60	27	C-RED42/15LX	C-RED42/15ZL	C-RED42/15L
		22	18	30x2	40,5	33	49,5	27	36	32	C-RED22/18LX	C-RED22/18ZL	C-RED22/18L
		28	18	36x2	41,5	34	50,5	32	41	32	C-RED28/18LX	C-RED28/18ZL	C-RED28/18L
		35	18	45x2	47	39,5	56	41	50	32	C-RED35/18LX	C-RED35/18ZL	C-RED35/18L
		42	18	52x2	48	40,5	57	50	60	32	C-RED42/18LX	C-RED42/18ZL	C-RED42/18L
		28	22	36x2	43,5	36	52,5	32	41	36	C-RED28/22LX	C-RED28/22ZL	C-RED28/22L
		35	22	45x2	49	41,5	58	41	50	36	C-RED35/22LX	C-RED35/22ZL	C-RED35/22L
		42	22	52x2	50	42,5	59	50	60	36	C-RED42/22LX	C-RED42/22ZL	C-RED42/22L
		35	28	45x2	49	41,5	58	41	50	41	C-RED35/28LX	C-RED35/28ZL	C-RED35/28L
		42	28	52x2	50	42,5	59	50	60	41	C-RED42/28LX	C-RED42/28ZL	C-RED42/28L
		42	35	52x2	52	41,5	63	50	60	50	C-RED42/35LX	C-RED42/35ZL	C-RED42/35L



Dimensions



Main body

with B4 cutting ring

with B3 cutting ring

Series	PN [bar]	D1	D2	m	L1	L2	L3	CH1	CH2	CH3	Type Main body	Type with B4 ring	Type with B3 ring
S	800	8	6	16x1,5	36	29	44	14	19	17	C-RED08/06SX	C-RED08/06ZS	C-RED08/06S
		10	6	18x1,5	39	32	47	17	22	17	C-RED10/06SX	C-RED10/06ZS	C-RED10/06S
	630	12	6	20x1,5	38,5	31,5	46,5	17	24	17	C-RED12/06SX	C-RED12/06ZS	C-RED12/06S
		14	6	22x1,5	41	34	49	19	27	17	C-RED14/06SX	C-RED14/06ZS	C-RED14/06S
		16	6	24x1,5	45,5	38,5	53,5	22	30	17	C-RED16/06SX	C-RED16/06ZS	C-RED16/06S
	420	20	6	30x2	48	41	56	27	36	17	C-RED20/06SX	C-RED20/06ZS	C-RED20/06S
		25	6	36x2	52,5	45,5	60,5	32	46	17	C-RED25/06SX	C-RED25/06ZS	C-RED25/06S
		30	6	42x2	57	50	65	41	50	17	C-RED30/06SX	C-RED30/06ZS	C-RED30/06S
		38	6	52x2	59	52	67	50	60	17	C-RED38/06SX	C-RED38/06ZS	C-RED38/06S
	800	10	8	18x1,5	38,5	31,5	46,5	17	22	19	C-RED10/08SX	C-RED10/08ZS	C-RED10/08S
	630	12	8	20x1,5	38,5	31,5	46,5	17	24	19	C-RED12/08SX	C-RED12/08ZS	C-RED12/08S
		14	8	22x1,5	41	34	49	19	27	19	C-RED14/08SX	C-RED14/08ZS	C-RED14/08S
		16	8	24x1,5	45,5	38,5	53,5	22	30	19	C-RED16/08SX	C-RED16/08ZS	C-RED16/08S
	420	20	8	30x2	48	41	56	27	36	19	C-RED20/08SX	C-RED20/08ZS	C-RED20/08S
		25	8	36x2	52,5	45,5	60,5	32	46	19	C-RED25/08SX	C-RED25/08ZS	C-RED25/08S
		30	8	42x2	57	50	65	41	50	19	C-RED30/08SX	C-RED30/08ZS	C-RED30/08S
		38	8	52x2	59	52	67	50	60	19	C-RED38/08SX	C-RED38/08ZS	C-RED38/08S
	630	12	10	20x1,5	38,5	31	47,5	19	24	22	C-RED12/10SX	C-RED12/10ZS	C-RED12/10S
		14	10	22x1,5	41	33,5	50	19	27	22	C-RED14/10SX	C-RED14/10ZS	C-RED14/10S
		16	10	24x1,5	45,5	38	54,5	22	30	22	C-RED16/10SX	C-RED16/10ZS	C-RED16/10S
	420	20	10	30x2	48	40,5	57	27	36	22	C-RED20/10SX	C-RED20/10ZS	C-RED20/10S
		25	10	36x2	52,5	45	61,5	32	46	22	C-RED25/10SX	C-RED25/10ZS	C-RED25/10S
		30	10	42x2	57	49,5	66	41	50	22	C-RED30/10SX	C-RED30/10ZS	C-RED30/10S
		38	10	52x2	59	51,5	68	50	60	22	C-RED38/10SX	C-RED38/10ZS	C-RED38/10S
	630	14	12	22x1,5	43	35,5	52	22	27	24	C-RED14/12SX	C-RED14/12ZS	C-RED14/12S
		16	12	24x1,5	45,5	38	54,5	22	30	24	C-RED16/12SX	C-RED16/12ZS	C-RED16/12S
	420	20	12	30x2	48	40,5	57	27	36	24	C-RED20/12SX	C-RED20/12ZS	C-RED20/12S
		25	12	36x2	52,5	45	61,5	32	46	24	C-RED25/12SX	C-RED25/12ZS	C-RED25/12S
		30	12	42x2	57	49,5	66	41	50	24	C-RED30/12SX	C-RED30/12ZS	C-RED30/12S
		38	12	52x2	59	51,5	68	50	60	24	C-RED38/12SX	C-RED38/12ZS	C-RED38/12S
630	16	14	24x1,5	47,5	39,5	57,5	24	30	27	C-RED16/14SX	C-RED16/14ZS	C-RED16/14S	
420	20	14	30x2	50	42	60	27	36	27	C-RED20/14SX	C-RED20/14ZS	C-RED20/14S	
	25	14	36x2	54,5	46,5	64,5	32	46	27	C-RED25/14SX	C-RED25/14ZS	C-RED25/14S	
	30	14	42x2	59	51	69	41	50	27	C-RED30/14SX	C-RED30/14ZS	C-RED30/14S	
	38	14	52x2	61	53	71	50	60	27	C-RED38/14SX	C-RED38/14ZS	C-RED38/14S	
	20	16	30x2	50	41,5	60	27	36	30	C-RED20/16SX	C-RED20/16ZS	C-RED20/16S	
	25	16	36x2	54,5	46	64,5	32	46	30	C-RED25/16SX	C-RED25/16ZS	C-RED25/16S	
	30	16	42x2	59	50,5	69	41	50	30	C-RED30/16SX	C-RED30/16ZS	C-RED30/16S	
	38	16	52x2	61	52,5	71	50	60	30	C-RED38/16SX	C-RED38/16ZS	C-RED38/16S	
	25	20	36x2	56,5	46	67,5	32	46	36	C-RED25/20SX	C-RED25/20ZS	C-RED25/20S	
	30	20	42x2	61	50,5	72	41	50	36	C-RED30/20SX	C-RED30/20ZS	C-RED30/20S	
38	20	52x2	63	52,5	74	50	60	36	C-RED38/20SX	C-RED38/20ZS	C-RED38/20S		
30	25	42x2	63	51	75	41	50	46	C-RED30/25SX	C-RED30/25ZS	C-RED30/25S		
38	25	52x2	65	53	77	50	60	46	C-RED38/25SX	C-RED38/25ZS	C-RED38/25S		



	38	30	52x2	67	53,5	80	50	60	50	C-RED38/30SX	C-RED38/30ZS	C-RED38/30S
--	----	----	------	----	------	----	----	----	----	--------------	--------------	-------------

Illustrations non-binding
 Design, dimensional and material changes reserved

Pneumatics / Fittings and couplings / Tube fittings / Tube fittings - Zinc plated steel ISO 8434-1 (DIN 2353) / Straight reducing adapter with swivel nut Series C-RED

