

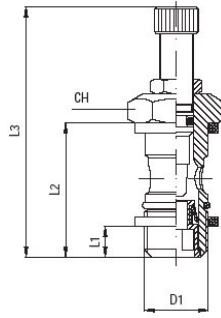
Swivel throttle check valve Series UFC05



Design type	Needle valve
Material	Body Nickel-plated brass, Seals NBR and Polyamide (PA)
Function	Flow control in one direction, free flow in the opposite direction, Actuation with slotted or knurled screw and locking by the hex nut
Connection	M5 after ISO R/262, G1/8" ... G1/2" after ISO228/1
Hose outside diameter Push-in fitting	4mm, 6mm, 8mm, 10mm and 12mm
Hose tolerances Push-in fitting	+/-0,05mm up to diameter 10mm, +/-0,1mm from diameter 12mm
recommended hoses Push-in fitting	Polyamide (PA), Polyurethane (CP/PU), Polyethylene (PE), Polyamide - highly flexible (PF)
Hose outside diameter Screw fitting	6mm, 8mm and 10mm
recommended hoses Screw fitting	Polyamide (PA), Polyurethane (CP/PU), Polyethylene (PE), Polyamide - highly flexible (PF), PTFE (PT)
Hose tolerances Screw fitting	+/-0,05mm up to diameter 10mm
Mounting position	any
Medium	Compressed air, neutral gases
Medium temperature	-20...+80°C
Operating pressure	0...10bar



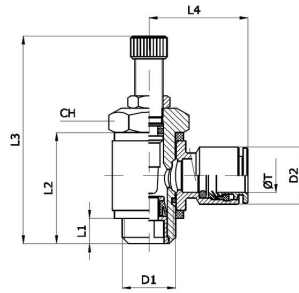
Dimensions without ring piece



D1	L1	L2	L3max.	Throttle direction	CH	Weight [g]	Type
M5	4	15,2	39,1	from thread to swivel fitting (exhaust air)	8	6,5	UFC05-C-M5-W
G1/8"	5,1	23,7	41,7	from thread to swivel fitting (exhaust air)	14	20,2	UFC05-C-18-W
G1/4"	6,7	27,2	48,8	from thread to swivel fitting (exhaust air)	17	37,9	UFC05-C-14-W
G3/8"	7,4	31	62,2	from thread to swivel fitting (exhaust air)	20	73	UFC05-C-38-W
G1/2"	9,9	37,9	76	from thread to swivel fitting (exhaust air)	26	137,3	UFC05-C-12-W
M5	4	15,2	39,1	from swivel fitting to thread (supply air)	8	6,5	UFC05-V-M5-W
G1/8"	5,1	23,7	41,7	from swivel fitting to thread (supply air)	14	20,2	UFC05-V-18-W
G1/4"	6,7	27,2	48,8	from swivel fitting to thread (supply air)	17	37,9	UFC05-V-14-W
G3/8"	7,4	31	62,2	from swivel fitting to thread (supply air)	20	73	UFC05-V-38-W

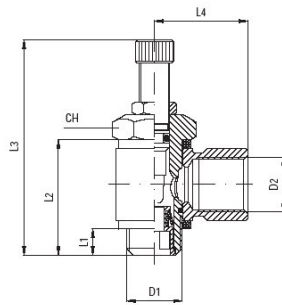


Dimensions Push-in fitting ring piece



D1	D2	ØT Hose outer diameter	L1	L2	L3max.	L4	Throttle direction	CH	Weight [g]	Type
M5	9	4	4	15,2	39,1	18	from thread to hose (exhaust air)	8	21	UFC05-C-M5-04
M5	12	6	4	15,2	39,1	20,5	from thread to hose (exhaust air)	8	21	UFC05-C-M5-06
G1/8"	9	4	5,1	23,7	41,7	19,5	from thread to hose (exhaust air)	14	30	UFC05-C-18-04
G1/8"	12	6	5,1	23,7	41,7	22	from thread to hose (exhaust air)	14	33	UFC05-C-18-06
G1/4"	12	6	6,7	27,2	48,8	23,5	from thread to hose (exhaust air)	17	55	UFC05-C-14-06
G1/4"	14	8	6,7	27,2	48,8	24	from thread to hose (exhaust air)	17	56	UFC05-C-14-08
G3/8"	14	8	7,4	31	62,2	26	from thread to hose (exhaust air)	20	91	UFC05-C-38-08
G3/8"	16	10	7,4	31	62,2	28	from thread to hose (exhaust air)	20	98	UFC05-C-38-10
G1/2"	18	12	9,9	37,9	76	31	from thread to hose (exhaust air)	26	164	UFC05-C-12-12
M5	9	4	4	15,2	39,1	18	from hose to thread (supply air)	8	21	UFC05-V-M5-04
M5	12	6	4	15,2	39,1	20,5	from hose to thread (supply air)	8	21	UFC05-V-M5-06
G1/8"	9	4	5,1	23,7	41,7	19,5	from hose to thread (supply air)	14	30	UFC05-V-18-04
G1/8"	12	6	5,1	23,7	41,7	22	from hose to thread (supply air)	14	33	UFC05-V-18-06
G1/4"	12	6	6,7	27,2	48,8	23,5	from hose to thread (supply air)	17	55	UFC05-V-14-06
G1/4"	14	8	6,7	27,2	48,8	24	from hose to thread (supply air)	17	56	UFC05-V-14-08
G3/8"	14	8	7,4	31	62,2	26	from hose to thread (supply air)	20	91	UFC05-V-38-08
G3/8"	16	10	7,4	31	62,2	28	from hose to thread (supply air)	20	98	UFC05-V-38-10

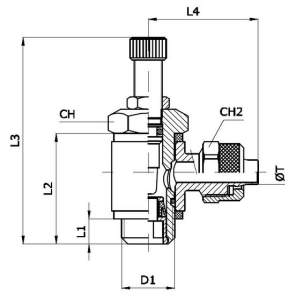
Dimensions Female threaded ring fitting



D1	D2	L1	L2	L3max.	L4	Throttle direction	CH	Weight [g]	Type
M5	M5	4	15,2	39,1	11	from thread to swivel fitting (exhaust air)	8	12	UFC05-C-M5-FM5
G1/8"	G1/8"	5,1	23,7	41,7	16	from thread to swivel fitting (exhaust air)	14	37	UFC05-C-18-F18
G1/4"	G1/4"	6,7	27,2	48,8	22	from thread to swivel fitting (exhaust air)	17	65	UFC05-C-14-F14
G3/8"	G3/8"	7,4	31	62,2	26	from thread to swivel fitting (exhaust air)	20	112	UFC05-C-38-F38
G1/2"	G1/2"	9,9	37,9	76	32	from thread to swivel fitting (exhaust air)	26	202	UFC05-C-12-F12
M5	M5	4	15,2	39,1	11	from swivel fitting to thread (supply air)	8	12	UFC05-V-M5-FM5
G1/8"	G1/8"	5,1	23,7	41,7	16	from swivel fitting to thread (supply air)	14	37	UFC05-V-18-F18
G1/4"	G1/4"	6,7	27,2	48,8	22	from swivel fitting to thread (supply air)	17	65	UFC05-V-14-F14
G3/8"	G3/8"	7,4	31	62,2	26	from swivel fitting to thread (supply air)	20	112	UFC05-V-38-F38



Dimensions Push-in fitting ring piece



D1	Hose diameter ØT D/d [mm]	L1	L2	L3max.	L4	Throttle direction	CH	CH2	Weight [g]	Type
M5	6/4	4	15,2	39,1	19	from thread to hose (exhaust air)	8	9	13	UFC05-C-M5-S06
G1/8"	6/4	5,1	23,7	41,7	25	from thread to hose (exhaust air)	14	12	40	UFC05-C-18-S06
G1/4"	6/4	6,7	27,2	48,8	26,5	from thread to hose (exhaust air)	17	12	60	UFC05-C-14-S06
G1/4"	8/6	6,7	27,2	48,8	27,5	from thread to hose (exhaust air)	17	14	62	UFC05-C-14-S08
G3/8"	8/6	7,4	31	62,2	29,5	from thread to hose (exhaust air)	20	14	112	UFC05-C-38-S08
G3/8"	10/8	7,4	31	62,2	30,5	from thread to hose (exhaust air)	20	16	114	UFC05-C-38-S10
M5	6/4	4	15,2	39,1	19	from hose to thread (supply air)	8	9	13	UFC05-V-M5-S06
G1/8"	6/4	5,1	23,7	41,7	25	from hose to thread (supply air)	14	12	40	UFC05-V-18-S06
G1/4"	6/4	6,7	27,2	48,8	26,5	from hose to thread (supply air)	17	12	60	UFC05-V-14-S06
G1/4"	8/6	6,7	27,2	48,8	27,5	from hose to thread (supply air)	17	14	62	UFC05-V-14-S08
G3/8"	8/6	7,4	31	62,2	29,5	from hose to thread (supply air)	20	14	112	UFC05-V-38-S08
G3/8"	10/8	7,4	31	62,2	30,5	from hose to thread (supply air)	20	16	114	UFC05-V-38-S10

Illustrations non-binding

Design, dimensional and material changes reserved

Pneumatics / Flow control valves / Unidirectional flow control valves / Unidirectional banjo flow control valve Series UFC05-C/V

