

## Schroefkoppelingen - Messing vernikkeld Serie SC



Constructie	Schroefkoppeling met wartelmoer
Aansluiting	1/8"....1/2" naar keuze cilindrisch volgens ISO 228/1 of conisch volgens ISO 7/1, M5 volgens ISO R/262
Buitendiameter van de buis	4...15 mm
Materialen	Messing vernikkeld
aanbevolen Buiswerkstoffen	Polyamide (PA), Polyurethaan (PU/CP), Polyethyleen (PE), PTFE (PT)
Buis toleranties	+/- 0,05mm tot diameter 10mm, +/- 0,1mm vanaf diameter 12mm
Medium	Perslucht, neutrale gassen
Mediumtemperatuur	-20...+70°C (-40...+150°C op aanvraag)
Bedrijfsdruk	-1...18bar resp. -1...25bar, afhankelijk van de maximale druk van de gebruikte buis

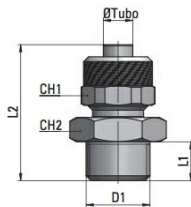
### Montagehandleiding

1. Slang haaks afsnijden
2. Wartelmoer op de slang schuiven
3. Slang en wartelmoer over de slangconus tot aan de aanslag schuiven
4. Wartelmoer met de hand vastdraaien of indien nodig met een sleutel vastdraaien



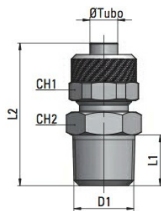
**SC12 Rechte inschroefkoppeling - Cilindrisch schroefdraad, Druk -1...18bar**

	Buisdiameter D / d [mm]	D1	L1	L2	CH1	CH2	Gewicht [g]	Type
	4/2,5	M5x0,8	5	20	7	7	3,5	SC12-04-M5-N-D
	4/2,5	G1/8"	6	22,5	7	14	10	SC12-04-18-N-D
	5/3	M5x0,8	4	20	8	8	5	SC12-05-M5-N-0
	5/3	G1/8"	6	23	8	14	14,5	SC12-05-18-N-0
	6/4	M5x0,8	4	21	9	8	6	SC12-06-M5-N-0
	6/4	M12x1,25	8	28	12	17	21	SC12-06-12X1,25-N-D
	6/4	M12x1,5	8	28	12	17	21	SC12-06-12X1,5-N-D
	6/4	G1/8"	5,5	23,5	10	14	16	SC12-06-18-N-0
	6/4	G1/4"	6,5	25,5	10	16	24	SC12-06-14-N-0
	6/4	G3/8"	9	28	10	19	28	SC12-06-38-N-0
	6/4	G1/2"	10	30	10	24	37	SC12-06-12-N-0
	8/6	G1/8"	5,5	23	12	14	19	SC12-08-18-N-0
	8/6	G1/4"	6,5	25,5	12	16	25	SC12-08-14-N-0
	8/6	G3/8"	9	28	12	19	30	SC12-08-38-N-0
	8/6	G1/2"	10	30	12	24	40	SC12-08-12-N-0
	10/8	G1/8"	5,5	26,5	14	14	23	SC12-10-18-N-0
	10/8	G1/4"	6,5	28,5	14	16	29	SC12-10-14-N-0
	10/8	G3/8"	9	30	14	19	32	SC12-10-38-N-0
	10/8	G1/2"	10	32	14	24	45	SC12-10-12-N-0
	12/10	G3/8"	9	30,5	15	19	39	SC12-12-38-N-0
	12/10	G1/2"	10	32,5	15	24	53	SC12-12-12-N-0
	15/12,5	G1/2"	10	34,5	22	24	58	SC12-15-12-N-0

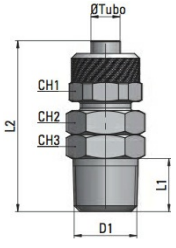


**SC12C Rechte inschroefkoppeling - Conisch schroefdraad, Druk -1...25bar**

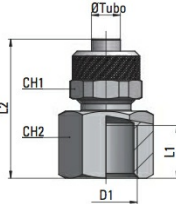
	Buisdiameter D / d [mm]	D1	L1	L2	CH1	CH2	Gewicht [g]	Type
	4/2,5	R1/8"	7,5	23,5	7	11	7	SC12C-04-18-N
	5/3	R1/8"	8	25	8	12	9	SC12C-05-18-N
	6/4	R1/8"	8	27,5	12	12	18	SC12C-06-18-N
	6/4	R1/4"	11	31	12	14	21	SC12C-06-14-N
	6/4	R3/8"	11,5	31,5	12	17	25	SC12C-06-38-N
	8/6	R1/8"	8	27,5	14	12	18	SC12C-08-18-N
	8/6	R1/4"	11	31	14	14	23	SC12C-08-14-N
	8/6	R3/8"	11,5	31,5	14	17	29	SC12C-08-38-N
	10/8	R1/8"	8	29,5	16	14	22	SC12C-10-18-N
	10/8	R1/4"	11	32,5	16	14	27	SC12C-10-14-N
	10/8	R3/8"	11,5	33	16	17	34	SC12C-10-38-N
	10/8	R1/2"	14	36	16	22	48	SC12C-10-12-N
	12/10	R3/8"	11,5	34,5	18	17	37	SC12C-12-38-N
	12/10	R1/2"	14	37,5	18	22	50	SC12C-12-12-N
	15/12,5	R1/2"	14	39,5	22	22	62	SC12C-15-12-N



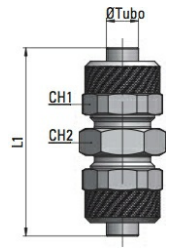
**SC12C Draaibare, rechte inschroefkoppeling - Conisch schroefdraad, Druk -1...18bar**

	Buisdiameter D / d [mm]	D1	L1	L2	CH1	CH2	CH3	Gewicht [g]	Type
	6/4	R1/8"	8	37	12	12	12	22	SC12C-06-18-N-360YA
6/4	R1/4"	11	40	12	14	14	28	SC12C-06-14-N-360YA	
8/6	R1/8"	8	37	14	12	12	26	SC12C-08-18-N-360YA	
8/6	R1/4"	11	40	14	14	14	30	SC12C-08-14-N-360YA	
10/8	R1/4"	11	42	16	14	14	34	SC12C-10-14-N-360	
10/8	R3/8"	11,5	39	16	14	17	43	SC12C-10-38-N-360	

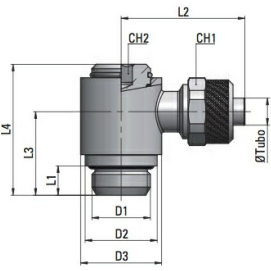
**SC13 Rechte inschroefkoppeling, Druk -1...25bar**

	Buisdiameter D / d [mm]	D1	L1	L2	CH1	CH2	Gewicht [g]	Type
	5/3	G1/8"	8	22,5	8	14	13	SC13-05-18-N
6/4	G1/4"	11	29	12	17	26	SC13-06-14-N	
8/6	G1/8"	8	25	14	14	22	SC13-08-18-N	
8/6	G1/4"	11	29	14	17	29	SC13-08-14-N	
8/6	G3/8"	11,5	29,5	14	20	31	SC13-08-38-N	
8/6	G1/2"	15	33	12	24	61	SC13-08-12-N	
10/8	G1/4"	11	30,5	16	17	32	SC13-10-14-N	
10/8	G3/8"	11,5	31	16	20	38	SC13-10-38-N	
12/10	G3/8"	11,5	32,5	18	20	54	SC13-12-38-N	

**SC13 Rechte koppeling, Druk -1...25bar**

	Buisdiameter D1 [mm]	Buisdiameter D2 [mm]	L1	CH1	CH2	Gewicht [g]	Type
	5/3	5/3	28,5	8	8	8	SC13-05-N
6/4	6/4	34,5	12	12	21	SC13-06-N	
8/6	8/6	35	14	14	25	SC13-08-N	
10/8	10/8	38	16	14	38	SC13-10-N	
12/10	12/10	41	18	17	47	SC13-12-N	
15/12,5	15/12,5	45,5	22	22	83	SC13-15-N	

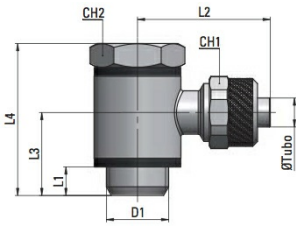
**SC14 Draaibare haakse inschroefkoppeling, Druk -1...18bar**

	Buisdiameter D / d [mm]	D1	D2	D3	L1	L2	L3	L4	CH1	CH2	Gewicht [g]	Type
	6/4	G1/8"	14	14	5	25	16,5	25,5	12	4	27	SC14-06-18-N-0-360
6/4	G1/4"	16	18	6,5	26,5	19	29	12	5	42	SC14-06-14-N-0-360	
8/6	G1/8"	14	14	5	25	16,5	25,5	14	4	29	SC14-08-18-N-0-360	
8/6	G1/4"	16	18	6,5	27,5	19	29	14	5	44	SC14-08-14-N-0-360	
10/8	G1/4"	16	18	6,5	28,5	19	29	16	5	46	SC14-10-14-N-0-360	
10/8	G3/8"	21	18	7	30,5	23,5	32,5	16	8	69	SC14-10-38-N-0-360	



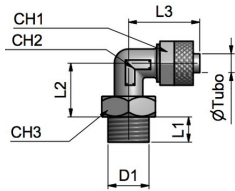
### SC14 L-draaikoppeling, Druk -1...18bar

Buisdiameter D / d [mm]	D1	L1	L2	L3	L4	CH1	CH2	Gewicht [g]	Type
4/2,5	M5x0,8	4	19	9,5	19	7	8	9	SC14-04-M5-N
4/2,5	G1/8"	6	21,5	16,5	27	7	14	28	SC14-04-18-N
5/3	M5x0,8	4	19	9,5	19	8	8	11	SC14-05-M5-N
5/3	G1/8"	6	25	16,5	27	8	14	27	SC14-05-18-N
6/4	M5x0,8	4	19	9,5	19	9	8	11	SC14-06-M5-N
6/4	G1/8"	6	25	16,5	27	12	14	32	SC14-06-18-N
6/4	G1/4"	8	26,5	19,5	31,5	12	17	52	SC14-06-14-N
8/6	G1/8"	6	25	16,5	27	14	14	34	SC14-08-18-N
8/6	G1/4"	8	27,5	19,5	31,5	14	17	55	SC14-08-14-N
8/6	G3/8"	9	29,5	23,5	36	14	20	82	SC14-08-38-N
10/8	G1/4"	8	28,5	19,5	31,5	16	17	57	SC14-10-14-N
10/8	G3/8"	9	30,5	23,5	36	16	20	85	SC14-10-38-N



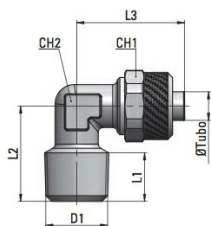
### SC16 Draaibare haakse inschroefkoppeling - Cilindrisch schroefdraad, Druk -1...18bar

Buisdiameter D / d [mm]	D1	L1	L2	L3	CH1	CH2	CH3	Gewicht [g]	Type
6/4	G1/8"	6	16	22,5	12	8	14	23	SC16-06-18-N-0-360
6/4	G1/4"	8	17	23	12	10	17	35	SC16-06-14-N-0-360
8/6	G1/8"	6	15	23	14	10	14	29	SC16-08-18-N-0-360
8/6	G1/4"	8	17	23	14	10	17	36	SC16-08-14-N-0-360
10/8	G1/4"	8	18	25	16	11	17	43	SC16-10-14-N-0-360



### SC16C Haakse inschroefkoppeling - Conisch schroefdraad, Druk -1...25bar

Buisdiameter D / d [mm]	D1	L1	L2	L3	CH1	CH2	Gewicht [g]	Type
4/2,5	M5x0,8	5	15,5	20	7	9	10	SC16C-04-M5-N
4/2,5	R1/8"	7,5	17	20	7	9	11	SC16C-04-18-N
5/3	R1/8"	8	17	21,5	8	8	11	SC16C-05-18-N
6/4	M12x1,25	9	21	22,5	12	10	23	SC16C-06-M12X1,25-N
6/4	M12x1,5	9	21	22,5	12	10	19	SC16C-06-M12X1,5-N
6/4	R1/8"	8	17	22,5	12	8	16	SC16C-06-18-N
6/4	R1/4"	11	20	22,5	12	10	22	SC16C-06-14-N
6/4	R3/8"	11,5	22,5	23,5	12	11	30	SC16C-06-38-N
8/6	R1/8"	8	17	22,5	14	10	20	SC16C-08-18-N
8/6	R1/4"	11	20	22,5	14	10	23	SC16C-08-14-N
8/6	R3/8"	11,5	22,5	24	14	11	31	SC16C-08-38-N
10/8	R1/8"	8	18,5	25,5	16	11	28	SC16C-10-18-N
10/8	R1/4"	11	21,5	25,5	16	11	31	SC16C-10-14-N
10/8	R3/8"	11,5	22,5	25,5	16	11	36	SC16C-10-38-N
10/8	R1/2"	14	28	25,5	16	17	40	SC16C-10-12-N
12/10	R3/8"	11,5	24,5	30	18	14	46	SC16C-12-38-N
12/10	R1/2"	14	28	30,5	18	17	60	SC16C-12-12-N
15/12,5	R1/2"	14	28	34	22	17	69	SC16C-15-12-N



### SC17 Hoekconnector, Druk -1...25bar

Buisdiameter D / d [mm]	L1	L2	CH1	CH2	Gewicht [g]	Type
5/3	21,5	21,5	8	8	13	SC17-05-N
6/4	21,5	21,5	12	8	23	SC17-06-N
8/6	22,5	22,5	14	10	28	SC17-08-N
10/8	25,5	25,5	16	11	38	SC17-10-N
12/10	30	30	18	14	60	SC17-12-N
15/12,5	34	34	22	17	84	SC17-15-N

### SC17 Haakse inschroefkoppeling, Druk -1...25bar

Buisdiameter D / d [mm]	D1	L1	L2	L3	CH1	CH2	Gewicht [g]	Type
5/3	G1/8"	8	19	21,5	8	10	21	SC17-05-18-N
6/4	G1/8"	8	19	22,5	12	10	21	SC17-06-18-N
6/4	G1/4"	10,5	23	25	12	11	30	SC17-06-14-N
8/6	G1/8"	8	19	22,5	14	10	28	SC17-08-18-N
8/6	G1/4"	10,5	23	25	14	11	31	SC17-08-14-N
10/8	G1/4"	11	23,5	26	16	13	33	SC17-10-14-N
12/10	G3/8"	11,5	28	30,5	18	17	70	SC17-12-38-N

### SC20 Kruisverbinder, Druk -1...25bar

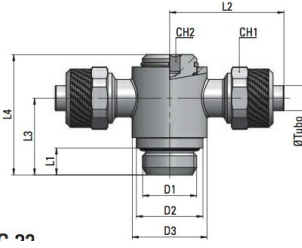
Buisdiameter D / d [mm]	L1	L2	CH1	CH2	Gewicht [g]	Type
5/3	43	43	8	8	45	SC20-05-N
6/4	45	45	12	8	45	SC20-06-N
8/6	45	45	14	10	52	SC20-08-N
10/8	51	51	16	11	72	SC20-10-N

### SC21C T-inschroefkoppeling - Conisch schroefdraad, Druk -1...25bar

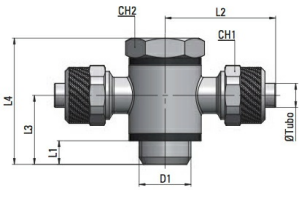
Buisdiameter D / d [mm]	D1	L1	L2	L3	CH1	CH2	Gewicht [g]	Type
5/3	R1/8"	8	17	43	8	8	18	SC21C-05-18-N
6/4	R1/8"	8	17	45	12	8	26	SC21C-06-18-N
6/4	R1/4"	11	20,5	45,5	12	10	35	SC21C-06-14-N
8/6	R1/8"	8	17,5	45,5	14	10	34	SC21C-08-18-N
8/6	R1/4"	11	20,5	45,5	14	10	41	SC21C-08-14-N
10/8	R1/4"	11	21,5	51	16	11	47	SC21C-10-14-N
10/8	R3/8"	11,5	22,5	51	16	11	51	SC21C-10-38-N
12/10	R3/8"	11,5	24,5	60	18	14	75	SC21C-12-38-N
12/10	R1/2"	14	28	61	18	17	100	SC21C-12-12-N
15/12,5	R1/2"	14	28	68	22	17	102	SC21C-15-12-N



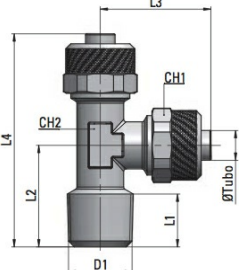
### SC22 Draaibare T-inschroefkoppeling, Druk -1...18bar

	Buisdiameter D / d [mm]	D1	D2	D3	L1	L2	L3	L4	CH1	CH2	Gewicht [g]	Type
	6/4	G1/8"	14	14	5	25	16,5	25,5	12	4	39	SC22-06-18-N-0-360
6/4	G1/4"	16	18	6,5	26,5	19	29	12	5	53	SC22-06-14N-0-360	
8/6	G1/8"	14	14	5	25	16,5	25,5	14	4	41	SC22-08-18N-0-360	
8/6	G1/4"	16	18	6,5	27,5	19	29	14	5	57	SC22-08-14N-0-360	
10/8	G1/4"	16	18	6,5	28,5	19	29	16	5	64	SC22-10-14N-0-360	
10/8	G3/8"	21	22	7	30,5	23,5	32,5	16	8	85	SC22-10-38N-0-360	

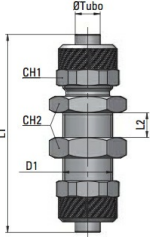
### SC22 T-draaikoppeling, Druk -1...18bar

	Buisdiameter D / d [mm]	D1	L1	L2	L3	L4	CH1	CH2	Gewicht [g]	Type
	5/3	M5x0,8	4	17	9,5	19	8	8	15	SC22-05-M5-N
5/3	G1/8"	6	25	16,5	27	8	14	45	SC22-05-18-N	
6/4	M5x0,8	4	17	9,5	19	9	8	16	SC22-06-M5-N	
6/4	G1/8"	6	25	16,5	27	12	14	45	SC22-06-18-N	
6/4	G1/4"	8	26,5	19,5	31,5	12	17	63	SC22-06-14-N	
8/6	G1/8"	6	25	16,5	27	14	14	46	SC22-08-18-N	
8/6	G1/4"	8	27,5	19,5	31,5	14	17	67	SC22-08-14-N	
8/6	G3/8"	9	29,5	23,5	36	14	20	96	SC22-08-38-N	
10/8	G1/4"	8	28,5	19,5	31,5	16	17	72	SC22-10-14-N	
10/8	G3/8"	9	30,5	23,5	36	16	20	103	SC22-10-38-N	

### SC24C T-inschroefkoppeling - Conisch schroefdraad, Druk -1...25bar

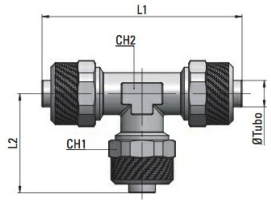
	Buisdiameter D / d [mm]	D1	L1	L2	L3	L4	CH1	CH2	Gewicht [g]	Type
	5/3	R1/8"	8	17	21,5	38,5	8	8	19	SC24C-05-18-N
6/4	R1/8"	8	17	22,5	39,5	12	8	26	SC24C-06-18-N	
6/4	R1/4"	11	20	22,5	42,5	12	10	34	SC24C-06-14-N	
8/6	R1/8"	8	17,5	22,5	40,5	14	10	37	SC24C-08-18-N	
8/6	R1/4"	11	20,5	22,5	43,5	14	10	40	SC24C-08-14-N	
10/8	R1/4"	11	21	25,5	46,5	16	11	48	SC24C-10-14-N	
10/8	R3/8"	11,5	22,5	25,5	48	16	11	51	SC24C-10-38-N	
12/10	R3/8"	11,5	24,5	30	54,5	18	14	72	SC24C-12-38-N	
12/10	R1/2"	14	28	30,5	58,5	18	17	100	SC24C-12-12-N	
15/12,5	R1/2"	14	28	34	62	22	17	113	SC24C-15-12-N	

### SC27 Schotkoppeling, Druk -1...25bar

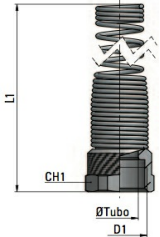
	Buisdiameter D / d [mm]	D1	L1	L2	CH1	CH2	Gewicht [g]	Type
	5/3	M7x0,75	40	8,5	8	9	12	SC27-05-N
6/4	M10x1	48	10,5	12	14	33	SC27-06-N	
8/6	M12x1	48	10,5	14	16	43	SC27-08-N	
10/8	M14x1	50	8,5	16	17	53	SC27-10-N	
12/10	M16x1	53	8,5	18	19	76	SC27-12-N	
15/12,5	M20x1	58	8,5	22	24	105	SC27-15-N	



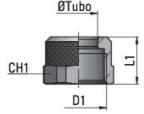
### SC29 T-stuk, Druk -1...25bar

	Buisdiameter D / d [mm]	L1	L2	CH1	CH2	Gewicht [g]	Type
	5/3	43	21,5	8	8	17	SC29-05-N
6/4	45	22,5	12	8	32	SC29-06-N	
8/6	45	22,5	14	10	42	SC29-08-N	
10/8	51	25,5	16	11	55	SC29-10-N	
12/10	60	30	18	14	85	SC29-12-N	
15/12,5	68	34	22	17	124	SC29-15-N	

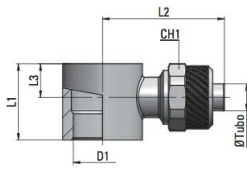
### SC32 Wartelmoer met Knikbeschermingsspiraal, Druk -1...25bar

	Buisdiameter D / d [mm]	D1	L1	CH1	Gewicht [g]	Type
	6/4	M10x1	95	12	14	SC32-06-N-YA
8/6	M12x1	93,5	14	18	SC32-08-N-YA	
10/8	M14x1	96,5	16	22	SC32-10-N-YA	
12/10	M16x1	112	15	31	SC32-12-N	

### SC33 Wartelmoer, Druk -1...25bar

	Buisdiameter D / d [mm]	D1	L1	CH1	Gewicht [g]	Type
	4/2,5	M6x0,75	8	7	1	SC33-04-M6X0,75-N
5/3	M7x0,75	8,5	8	1	SC33-05-M7X0,75-N	
6/4	M8x0,75	9	9	2	SC33-06-M8X0,75-N	
6/4	M10x1	10,5	12	4	SC33-06-M10X1-N	
8/6	M12x1	10,5	14	5	SC33-08-M12X1-N	
10/8	M14x1	11,5	16	7	SC33-10-M14X1-N	
12/10	M16x1	13	18	12	SC33-12-M16X1-N	
15/12,5	M20x1	15,5	22	16	SC33-15-M20X1-N	

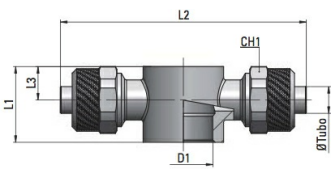
### SC35 L-ringstuk, Druk -1...18bar

	Buisdiameter D / d [mm]	D1	L1	L2	L3	CH1	Gewicht [g]	Type
	4/2,5	M5	9	19	4,5	7	7	SC35-04-M5-N
4/2,5	M5	10	19	3,5	7	6	SC35-04-M5-N-M*	
4/2,5	G1/8"	15	21,5	6	7	13	SC35-04-18-N	
5/3	M5	9	19	4,5	8	7,5	SC35-05-M5-N	
5/3	M5	10	19	4	8	6,5	SC35-05-M5-N-M*	
5/3	1/8"	15	25	6	12	20	SC35-05-18-N	
6/4	M5	9	19	4	9	9	SC35-06-M5-N	
6/4	M5	10	19	4,5	9	7	SC35-06-M5-N-M*	
6/4	1/8"	15	25	6	12	19	SC35-06-18-N	
6/4	1/4"	17	26,5	7,5	12	25	SC35-06-14-N	
8/6	1/8"	15	25	6	14	19	SC35-08-18-N	
8/6	1/4"	17	27,5	7,5	14	27	SC35-08-14-N	
8/6	3/8"	20	29,5	7,5	14	39	SC35-08-38-N	
10/8	1/4"	17	28,5	7,5	16	30	SC35-10-14-N	
10/8	3/8"	20	30,5	7,5	16	41	SC35-10-38-N	


\*voor Zwenksmoorklep en Zwenksmoorklep met terugslagklep



### SC36 T-ringstuk, Druk -1...18bar

	Buisdiameter D / d [mm]	D1	L1	L2	L3	CH1	Gewicht [g]	Type
	5/3	M5	9	34	4,5	8	12	SC36-05-M5-N
5/3	1/8"	15	50	6	12	32	SC36-05-18-N	
6/4	M5	9	34	4,5	9	13	SC36-06-M5-N	
6/4	1/8"	15	50	6	12	30	SC36-06-18-N	
6/4	1/4"	17	53	7,5	12	36	SC36-06-14-N	
8/6	1/8"	15	50	6	14	30	SC36-08-18-N	
8/6	1/4"	17	55	7,5	14	39	SC36-08-14-N	
8/6	3/8"	20	59	7,5	14	52	SC36-08-38-N	
10/8	1/4"	17	57	7,5	16	45	SC36-10-14-N	
10/8	3/8"	20	61	7,5	16	56	SC36-10-38-N	

### SC40 Afsluitkap

	Buisdiameter D / d [mm]	Hoogte	max. Druk 20°C	max. Druk 30°C	max. Druk 60°C	max. Druk 80°C	Type
	5/3	11	16	16	16	16	12
6/4	23	13	10	6	3	SC40-06-D	
8/6	23	8	6	3	2	SC40-08-D	

Afbeeldingen niet bindend  
Constructie-, maat- en materiaalwijzigingen voorbehouden

Pneumatiek / Verbindingselementen en koppelingen / Schroefkoppelingen / Schroefkoppelingen - Messing vernikkeld Druk -1...18bar/25bar

