

## Racord drept cu filet exterior Serie C-GE-NPT



Corp de bază cu piuliță și inel tăietor



B4-inel tăietor

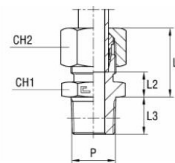
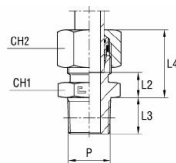
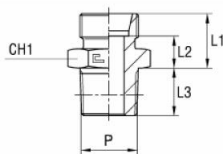


B3-inel tăietor

Tip constructiv	Racord cu inel tăietor, cu inel tăietor B3 sau B4
Filet de înșurubare	1/8...1 1/2"NPT, cu garnitură de etanșare elastică
Diametru exterior al țevii	6...42mm
Material	Oțel zincat galvanizat
conform norme	EN ISO 8434-1 (DIN 2353)
Mediu	lichide și gaze neutre care nu atacă materialele utilizate
Temperatura mediului	B3-inel tăietor -40...+120°C B4-inel tăietor NBR -35...+100°C (FKM la cerere)
Presiune de lucru	Presiune nominală conform tabelului



## Dimensiuni



Corp de bază

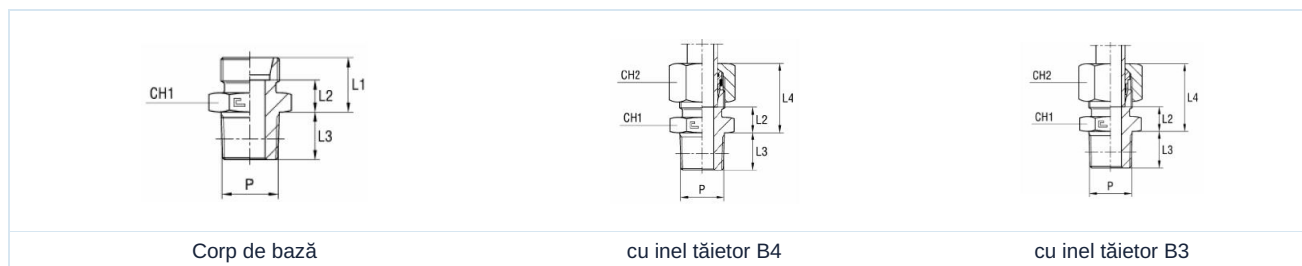
cu inel tăietor B4

cu inel tăietor B3

Serie	PN [bar]	Diametru conductă	P	L1	L2	L3	L4	CH1	CH2	Tip Corp de bază	Tip cu inel B4	Tip cu inel B3
L	315	6	1/8	14	7	10	22	12	14	C-GE06L1/8NPTX	C-GE06ZL1/8NPT	C-GE06L1/8NPT
		8	1/4	15	8	15	23	17	17	C-GE08L1/4NPTX	C-GE08ZL1/4NPT	C-GE08L1/4NPT
		10	1/4	16	9	15	24	17	19	C-GE10L1/4NPTX	C-GE10ZL1/4NPT	C-GE10L1/4NPT
		12	3/8	17	10	15	24,5	19	22	C-GE12L3/8NPTX	C-GE12ZL3/8NPT	C-GE12L3/8NPT
		15	1/2	18,5	11,5	19,5	26,5	24	27	C-GE15L1/2NPTX	C-GE15ZL1/2NPT	C-GE15L1/2NPT
		18	1/2	19,5	12	19,5	28,5	27	32	C-GE18L1/2NPTX	C-GE18ZL1/2NPT	C-GE18L1/2NPT
	160	22	3/4	21	13,5	20	30	32	36	C-GE22L3/4NPTX	C-GE22ZL3/4NPT	C-GE22L3/4NPT
		28	1	22	14,5	25	31	41	41	C-GE28L1NPTX	C-GE28ZL1NPT	C-GE28L1NPT
		35	1 1/4	25,5	15	25,5	36,5	46	50	C-GE35L11/4NPTX	C-GE35ZL11/4NPT	C-GE35L11/4NPT
		42	1 1/2	27	16	26	39	55	60	C-GE42L11/2NPTX	C-GE42ZL11/2NPT	C-GE42L11/2NPT
S	630	6	1/4	18	11	15	26	17	17	C-GE06S1/4NPTX	C-GE06ZS1/4NPT	C-GE06S1/4NPT
		8	1/4	20	13	15	28	17	19	C-GE08S1/4NPTX	C-GE08ZS1/4NPT	C-GE08S1/4NPT
		10	3/8	20	12,5	15	28,5	19	22	C-GE10S3/8NPTX	C-GE10ZS3/8NPT	C-GE10S3/8NPT
		12	3/8	22	14,5	15	30,5	22	24	C-GE12S3/8NPTX	C-GE12ZS3/8NPT	C-GE12S3/8NPT
		14	1/2	24,5	16,5	19,5	34,5	24	27	C-GE14S1/2NPTX	C-GE14ZS1/2NPT	C-GE14S1/2NPT
	400	16	1/2	24,5	16	19,5	34,5	27	30	C-GE16S1/2NPTX	C-GE16ZS1/2NPT	C-GE16S1/2NPT
		20	3/4	28	17,5	20	39	32	36	C-GE20S3/4NPTX	C-GE20ZS3/4NPT	C-GE20S3/4NPT
		25	1	32	20	25	44	41	46	C-GE25S1NPTX	C-GE25ZS1NPT	C-GE25S1NPT
		30	1 1/4	34,5	21	25,5	47,5	46	50	C-GE30S11/4NPTX	C-GE30ZS11/4NPT	C-GE30S11/4NPT
	315	38	1 1/2	39	23	26	54	55	60	C-GE38S11/2NPTX	C-GE38ZS11/2NPT	C-GE38S11/2NPT



## Dimensiuni



Serie	PN [bar]	Diametru conductă	P	L1	L2	L3	L4	CH1	CH2	Tip Corp de bază	Tip cu inel B4	Tip cu inel B3
L	315	6	1/4	15	8	15	22,5	14	14	C-GE06L1/4NPTX	C-GE06ZL1/4NPT	C-GE06L1/4NPT
		8	1/8	15	8	10	23	17	17	C-GE08L1/8NPTX	C-GE08ZL1/8NPT	C-GE08L1/8NPT
		8	3/8	16	9	15	24	19	17	C-GE08L3/8NPTX	C-GE08ZL3/8NPT	C-GE08L3/8NPT
		8	1/2	16,5	9,5	19,5	24,5	22	17	C-GE08L1/2NPTX	C-GE08ZL1/2NPT	C-GE08L1/2NPT
		10	1/8	16	9	10	24	17	19	C-GE10L1/8NPTX	C-GE10ZL1/8NPT	C-GE10L1/8NPT
		10	3/8	17	10	15	25	19	19	C-GE10L3/8NPTX	C-GE10ZL3/8NPT	C-GE10L3/8NPT
		10	1/2	17,5	10,5	19,5	25,5	22	19	C-GE10L1/2NPTX	C-GE10ZL1/2NPT	C-GE10L1/2NPT
		12	1/4	17	10	15	24,5	19	22	C-GE12L1/4NPTX	C-GE12ZL1/4NPT	C-GE12L1/4NPT
		12	1/2	17,5	10,5	19,5	25	22	22	C-GE12L1/2NPTX	C-GE12ZL1/2NPT	C-GE12L1/2NPT
		15	3/8	18	11	15	26	24	27	C-GE15L3/8NPTX	C-GE15ZL3/8NPT	C-GE15L3/8NPT
		18	3/4	19	11,5	20	28	32	32	C-GE18L3/4NPTX	C-GE18ZL3/4NPT	C-GE18L3/4NPT
S	630	12	1/2	22,5	15	19,5	31	22	24	C-GE12L1/2NPTX	C-GE12ZL1/2NPT	C-GE12L1/2NPT
		14	3/8	24	16	15	34	24	27	C-GE14L3/8NPTX	C-GE14ZL3/8NPT	C-GE14L3/8NPT
	400	16	3/8	24	15,5	15	34	27	30	C-GE16L3/8NPTX	C-GE16ZL3/8NPT	C-GE16L3/8NPT
		20	1/2	28,5	18	19,5	39,5	32	36	C-GE20L1/2NPTX	C-GE20ZL1/2NPT	C-GE20L1/2NPT
		25	3/4	32	20	20	44	41	46	C-GE25L3/4NPTX	C-GE25ZL3/4NPT	C-GE25L3/4NPT
		30	1	34	20,5	25	47	46	50	C-GE30L1NPTX	C-GE30ZL1NPT	C-GE30L1NPT

Imaginile sunt orientative

Ne rezervăm dreptul de a efectua modificări de construcție, dimensionale și de material.

