

Compact solenoid cylinder with accessories Series NSK



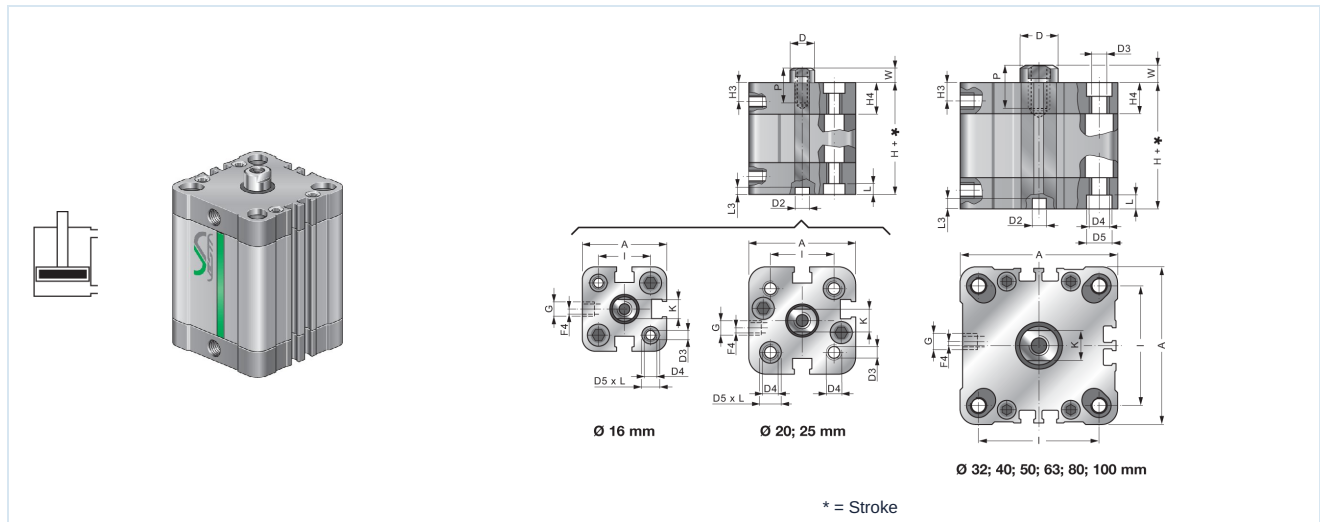
| | |
|----------------------------|--|
| Design type | Compact solenoid cylinder optionally according to UNITOP standard or ISO 21287 |
| Heads | High-pressure die casting Aluminium alloy |
| Piston rod | Ø16 ÷ 25 Stainless steel 1.4401, Ø32 ÷ 100 Stainless steel 1.4021 |
| Cylinder tube | Aluminium profile hard anodized |
| Seals | Polyurethane |
| Stopper | mechanical |
| Ambient temperature | -20°C...+80°C (-25°C...+120°C for version High-temperature polyurethane complete) |
| Medium temperature | 0°C...+30°C |
| Lubrication | not necessary |
| Medium | filtered compressed air |
| maximum operating pressure | 10bar |
| Note | CAD files are available in the STASTO Store at www.stasto.eu Solenoid switch see separate data sheet |

Type code

| NSK | | --- | --- | --- | --- | --- |
|-----|-----------|----------|-------------|-----|---------------|--|
| U | UNITOP | 16 Ø16 | Stroke [mm] | F | Female thread | double-acting |
| I | ISO 21287 | 20 Ø20 | | M | Male thread | SEA single-acting Front spring |
| | | 25 Ø25 | | | | SEP single-acting Rear spring |
| | | 32 Ø32 | | | | P continuous piston rod |
| | | 40 Ø40 | | | | AR anti-rotation secured |
| | | 50 Ø50 | | | | VS High-temperature polyurethane Piston rod seal |
| | | 63 Ø63 | | | | VV High-temperature polyurethane complete |
| | | 80 Ø80 | | | | |
| | | 100 Ø100 | | | | |

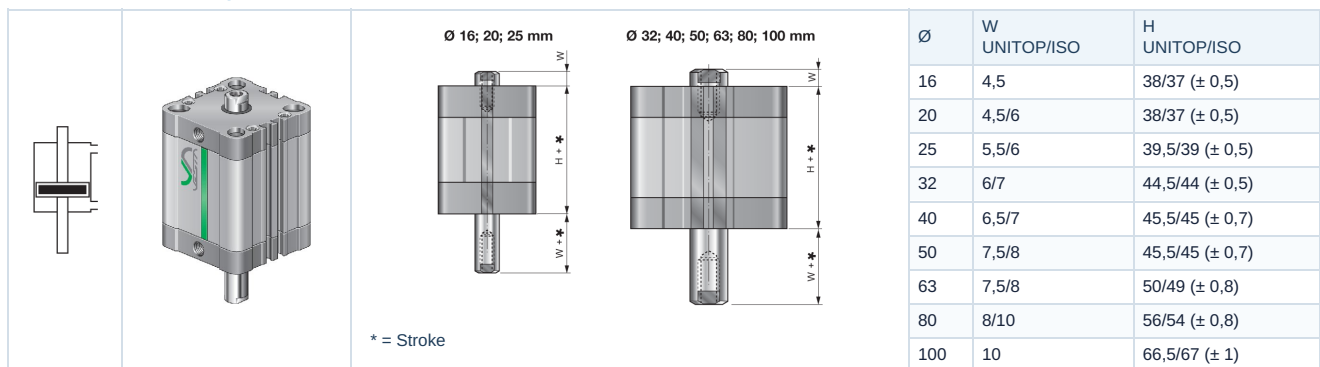


NSK . - . double-acting



| Ø | A | ØD | ØD2 | ØD3 | ØD4 UNITOP/ISO | ØD5 UNITOP/ISO | G | H3 | H4 | I UNITOP/ISO | K | L | L3 | W UNITOP/ISO | F4 | H UNITOP/ISO |
|-----|-------|----|-----|-----|-------------------|-------------------|------|-----|------|-----------------|----|-----|-----|-----------------|----|-----------------|
| 16 | 29,2 | 8 | 6 | 3,3 | M4 | 6 | M5 | 7 | 12,8 | 18 | 6 | 3,5 | 2,2 | 4,5 | 0 | 38/37 (± 0,5) |
| 20 | 37 | 10 | 6 | 4,2 | M5 | 7,5 | M5 | 7 | 12,3 | 22 | 8 | 4,2 | 2,5 | 4,5/6 | 4 | 38/37 (± 0,5) |
| 25 | 41 | 10 | 6 | 4,2 | M5 | 7,5 | M5 | 7,5 | 13,5 | 26 | 8 | 4,2 | 2,5 | 5,5/6 | 3 | 39,5/39 (± 0,5) |
| 32 | 49,2 | 12 | 6 | 5,2 | M6 | 9 | G1/8 | 7,5 | 15 | 32/32,5 | 10 | 4,5 | 2 | 6/7 | 0 | 44,5/44 (± 0,5) |
| 40 | 57,2 | 12 | 6 | 5,2 | M6 | 9 | G1/8 | 7,5 | 15 | 42/38 | 10 | 4,2 | 2 | 6,5/7 | 0 | 45,5/45 (± 0,7) |
| 50 | 67 | 16 | 8 | 6,7 | M8 | 10,5 | G1/8 | 7,5 | 14,6 | 50/46,5 | 13 | 4,7 | 2,5 | 7,58 | 0 | 45,5/45 (± 0,7) |
| 63 | 80 | 16 | 8 | 6,7 | M10/M8 | 13,5/10,5 | G1/8 | 8 | 15,5 | 62/56,5 | 13 | 5,2 | 2,5 | 7,58 | 0 | 50/49 (± 0,8) |
| 80 | 102,6 | 20 | 8 | 8,5 | M10 | 13,5 | G1/8 | 9 | 17 | 82/72 | 17 | 5,2 | 2,5 | 8/10 | 0 | 56/54 (± 0,8) |
| 100 | 124 | 25 | 8 | 8,5 | M10 | 13,5 | G1/4 | 10 | 20 | 103/89 | 22 | 5,2 | 3 | 10 | 0 | 66,5/67 (± 1) |

NSK . - . P continuous piston rod



| Ø | W UNITOP/ISO | H UNITOP/ISO |
|-----|-----------------|-----------------|
| 16 | 4,5 | 38/37 (± 0,5) |
| 20 | 4,5/6 | 38/37 (± 0,5) |
| 25 | 5,5/6 | 39,5/39 (± 0,5) |
| 32 | 6/7 | 44,5/44 (± 0,5) |
| 40 | 6,5/7 | 45,5/45 (± 0,7) |
| 50 | 7,5/8 | 45,5/45 (± 0,7) |
| 63 | 7,5/8 | 50/49 (± 0,8) |
| 80 | 8/10 | 56/54 (± 0,8) |
| 100 | 10 | 66,5/67 (± 1) |

NSK . - F Piston rod with female thread



| Ø | ØD1 UNITOP/ISO | P UNITOP/ISO |
|-----|-------------------|-----------------|
| 16 | M4 | 8 |
| 20 | M5/M6 | 10 |
| 25 | M5/M6 | 10 |
| 32 | M6/M8 | 12 |
| 40 | M6/M8 | 12 |
| 50 | M8/M10 | 12/16 |
| 63 | M8/M10 | 14/16 |
| 80 | M10/M12 | 15/20 |
| 100 | M12 | 20 |



NSK . - ... M Piston rod with external thread

| | | | |
|--|-----|-------------------|------------------|
| | Ø | ØK1 UNITOP/ISO | T1 UNITOP/ISO |
| | 16 | M8x1,25/M6x1 | 20/12 |
| | 20 | M10x1,25/M8x1,25 | 22/16 |
| | 25 | M10x1,25/M8x1,25 | 22/16 |
| | 32 | M10x1,25 | 22/19 |
| | 40 | M10x1,25 | 22/19 |
| | 50 | M12x1,25 | 24/22 |
| | 63 | M12x1,25 | 24/22 |
| | 80 | M16x1,5 | 32/28 |
| | 100 | M20x1,5/M16x1,5 | 40/28 |

NSK . - .. SEA single-acting Front spring

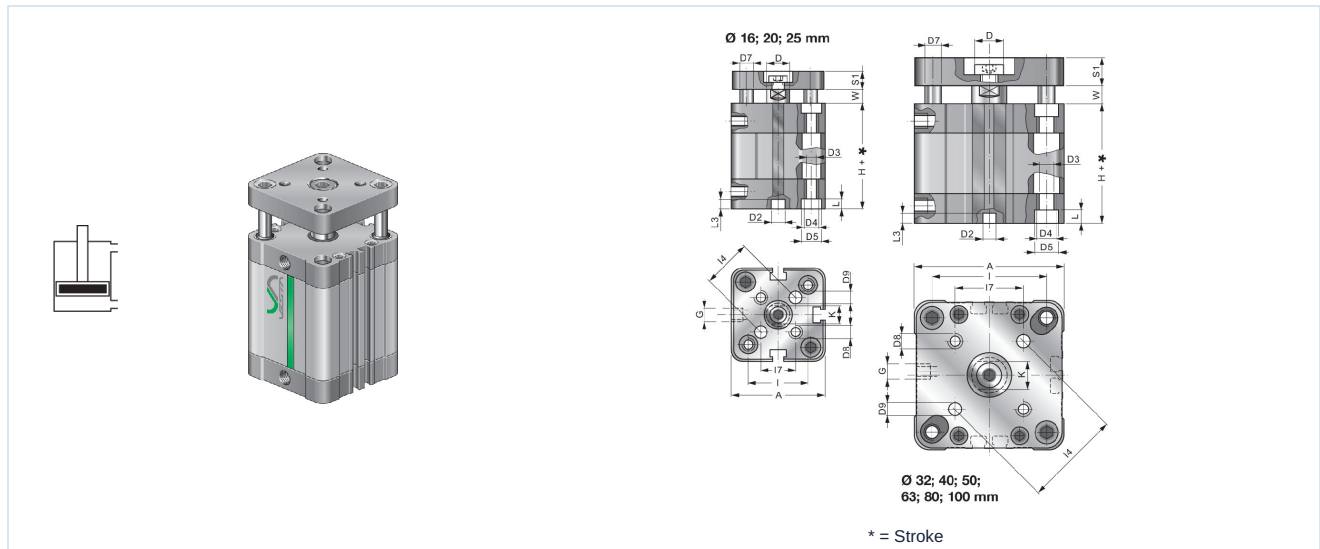
| | | | | | | |
|-------------------|-----|------------------|---------------|---------------------------------|----------------------------------|-----------------|
| <p>* = Stroke</p> | Ø | Spring force [N] | | H (Stroke 0-25mm) UNITOP/ISO | H (Stroke 26-50mm) UNITOP/ISO | W UNITOP/ISO |
| | | max. | min. | | | |
| | 16 | 21 | 12 | 38/37 (± 0,5) | 48/47 (± 0,5) | 4,5 |
| | 20 | 39 | 22 | 38/37 (± 0,5) | 48/47 (± 0,5) | 4,5/6 |
| | 25 | 45 | 28 | 39,5/39 (± 0,5) | 59,5/59 (± 0,5) | 5,5/6 |
| | 32 | 45 | 28 | 44,5/44 (± 0,5) | 64,5/64 (± 0,5) | 6/7 |
| | 40 | 61 | 39 | 45,5/45 (± 0,7) | 65,5/65 (± 0,7) | 6,5/7 |
| | 50 | 90 | 58 | 45,5/45 (± 0,7) | 65,5/65 (± 0,7) | 7,5/8 |
| | 63 | 95 | 62 | 50/49 (± 0,8) | 70/69 (± 0,8) | 7,5/8 |
| | 80 | 150 | 115 | 56/54 (± 0,8) | 86/84 (± 0,8) | 8/10 |
| 100 | 160 | 125 | 66,5/67 (± 1) | 96,5/97 (± 1) | 10 | |

NSK . - .. SEP single-acting Rear spring

| | | | | | | |
|-------------------|-----|------------------|---------------|---------------------------------|----------------------------------|-----------------|
| <p>* = Stroke</p> | Ø | Spring force [N] | | H (Stroke 0-25mm) UNITOP/ISO | H (Stroke 26-50mm) UNITOP/ISO | W UNITOP/ISO |
| | | max. | min. | | | |
| | 16 | 21 | 12 | 38/37 (± 0,5) | 48/47 (± 0,5) | 4,5 |
| | 20 | 39 | 22 | 38/37 (± 0,5) | 48/47 (± 0,5) | 4,5/6 |
| | 25 | 45 | 28 | 39,5/39 (± 0,5) | 59,5/59 (± 0,5) | 5,5/6 |
| | 32 | 45 | 28 | 44,5/44 (± 0,5) | 64,5/64 (± 0,5) | 6/7 |
| | 40 | 61 | 39 | 45,5/45 (± 0,7) | 65,5/65 (± 0,7) | 6,5/7 |
| | 50 | 90 | 58 | 45,5/45 (± 0,7) | 65,5/65 (± 0,7) | 7,5/8 |
| | 63 | 95 | 62 | 50/49 (± 0,8) | 70/69 (± 0,8) | 7,5/8 |
| | 80 | 150 | 115 | 56/54 (± 0,8) | 86/84 (± 0,8) | 8/10 |
| 100 | 160 | 125 | 66,5/67 (± 1) | 96,5/97 (± 1) | 10 | |




NSK . - - AR double-acting anti-rotation secured



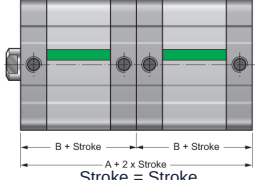
| Ø | A | ØD | ØD2 | ØD3 UNITOP/ISO | ØD4 UNITOP/ISO | ØD5 UNITOP/ISO | ØD7 | ØD8 | ØD9 | G | I UNITOP/ISO | I4 | I7 | K | L | L3 | S1 | W UNITOP/ISO | H UNITOP/ISO |
|-----|-------|----|-----|-------------------|-------------------|-------------------|-----|-----|-----|------|-----------------|----|------|----|-----|-----|----|-----------------|-----------------|
| 16 | 29,2 | 8 | 6 | 3,3 | M4 | 6 | 5 | M3 | 3 | M5 | 18 | 14 | 9,9 | 6 | 3,5 | 2,2 | 6 | 4,5 | 38/37 (± 0,5) |
| 20 | 37 | 10 | 6 | 4,2 | M5 | 7,5 | 5 | M4 | 4 | M5 | 22 | 17 | 12 | 8 | 4,2 | 2,5 | 8 | 4,5/6 | 38/37 (± 0,5) |
| 25 | 41 | 10 | 6 | 4,2 | M5 | 7,5 | 6 | M5 | 5 | M5 | 26 | 22 | 15,6 | 8 | 4,2 | 2,5 | 8 | 5,5/6 | 39,5/39 (± 0,5) |
| 32 | 49,2 | 12 | 6 | 5,2 | M6 | 9 | 8 | M5 | 5 | G1/8 | 32/32,5 | 28 | 19,8 | 10 | 4,5 | 2 | 10 | 6/7 | 44,5/44 (± 0,5) |
| 40 | 57,2 | 12 | 6 | 5,2 | M6 | 9 | 10 | M5 | 5 | G1/8 | 42/38 | 33 | 23,3 | 10 | 4,2 | 2 | 10 | 6,5/7 | 45,5/45 (± 0,7) |
| 50 | 67 | 16 | 8 | 6,7 | M8 | 10,5 | 10 | M6 | 6 | G1/8 | 50/46,5 | 42 | 29,7 | 13 | 4,7 | 2,5 | 12 | 7,58 | 45,5/45 (± 0,7) |
| 63 | 80 | 16 | 8 | 8,5/6,7 | M10/M8 | 13,5/10,5 | 10 | M6 | 6 | G1/8 | 62/56,5 | 50 | 35,4 | 13 | 5,2 | 2,5 | 12 | 7,58 | 50/49 (± 0,8) |
| 80 | 102,6 | 20 | 8 | 8,5 | M10 | 13,5 | 14 | M8 | 8 | G1/8 | 82/72 | 65 | 46 | 17 | 5,2 | 2,5 | 14 | 8/10 | 56/54 (± 0,8) |
| 100 | 124 | 25 | 8 | 8,5 | M10 | 13,5 | 14 | M10 | 10 | G1/4 | 103/89 | 80 | 56,6 | 22 | 5,2 | 3 | 14 | 10 | 66,5/67 (± 1) |

* = Stroke

NSK ... TN2 ... Tandem




| NSK | _ | __ / | ___ TN2 P | M | | |
|-----|---|-----------|-----------|-------------|---|---------------|
| | U | UNITOP | Ø | Stroke [mm] | F | Female thread |
| | I | ISO 21287 | | | M | Male thread |

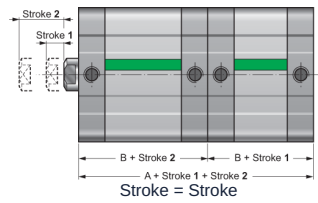


| Ø | A | B |
|-----|-------|------|
| 32 | 88,4 | 44,2 |
| 40 | 90,4 | 45,2 |
| 50 | 90,4 | 45,2 |
| 63 | 99 | 49,5 |
| 80 | 110 | 55 |
| 100 | 133,4 | 66,7 |

NSK ... BS ... Multi-position




| NSK | _ | __ / | ___ BS | M | | | |
|-----|---|-----------|--------|--------------|--------------|---|---------------|
| | U | UNITOP | Ø | Stroke1 [mm] | Stroke2 [mm] | F | Female thread |
| | I | ISO 21287 | | | | M | Male thread |

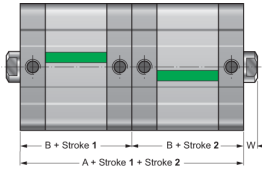


| Ø | A | B |
|-----|-------|------|
| 32 | 88,4 | 44,2 |
| 40 | 90,4 | 45,2 |
| 50 | 90,4 | 45,2 |
| 63 | 99 | 49,5 |
| 80 | 110 | 55 |
| 100 | 133,4 | 66,7 |



NSK ... CNP ... Multi-position, bottom side






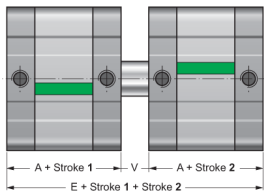
Stroke = Stroke

| ∅ | A | B |
|-----|-------|------|
| 16 | 76 | 38 |
| 20 | 76 | 38 |
| 25 | 79 | 39,5 |
| 32 | 88,4 | 44,2 |
| 40 | 90,4 | 45,2 |
| 50 | 90,4 | 45,2 |
| 63 | 99 | 49,5 |
| 80 | 110 | 55 |
| 100 | 133,4 | 66,7 |

| | | | | | |
|-----|-------------|---------|--------------|--------------|-----------------|
| NSK | _ | _ / _ - | _ _ _ CNP | M | |
| | U UNITOP | ∅ | Stroke1 [mm] | Stroke2 [mm] | F Female thread |
| | I ISO 21287 | | | | M Male thread |

NSK ... CNF ... Multi-position, piston rod side






Stroke = Stroke

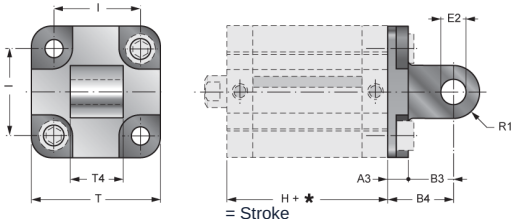
| ∅ | E | A | V |
|-----|-------|------|----|
| 16 | 85 | 38 | 9 |
| 20 | 85 | 38 | 9 |
| 25 | 90 | 39,5 | 11 |
| 32 | 100,4 | 44,2 | 12 |
| 40 | 103,4 | 45,2 | 13 |
| 50 | 104,4 | 45,2 | 15 |
| 63 | 114 | 49,5 | 15 |
| 80 | 126 | 55 | 16 |
| 100 | 153,4 | 66,7 | 20 |

| | | | | |
|-----|-------------|---------|--------------|--------------|
| NSK | _ | _ / _ - | _ _ _ CNF | |
| | U UNITOP | ∅ | Stroke1 [mm] | Stroke2 [mm] |
| | I ISO 21287 | | | |

Accessories

SKCM / .. Lug mounting UNITOP




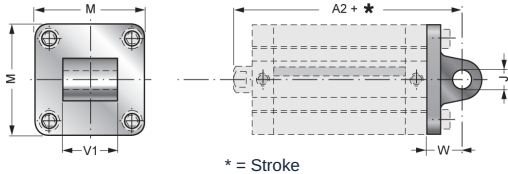


= Stroke

| ∅ | A3 | B3 | B4 | E2 | H | I | R1 | T | T4 | Type |
|----|----|----|----|----|------|----|----|-----|----|---------|
| 16 | 6 | 10 | 16 | 6 | 38 | 18 | 6 | 27 | 12 | SKCM/16 |
| 20 | 6 | 14 | 20 | 8 | 38 | 22 | 8 | 34 | 16 | SKCM/20 |
| 25 | 6 | 14 | 20 | 8 | 39,5 | 26 | 8 | 638 | 16 | SKCM/25 |

XCM / .. Lug mounting ISO 15552



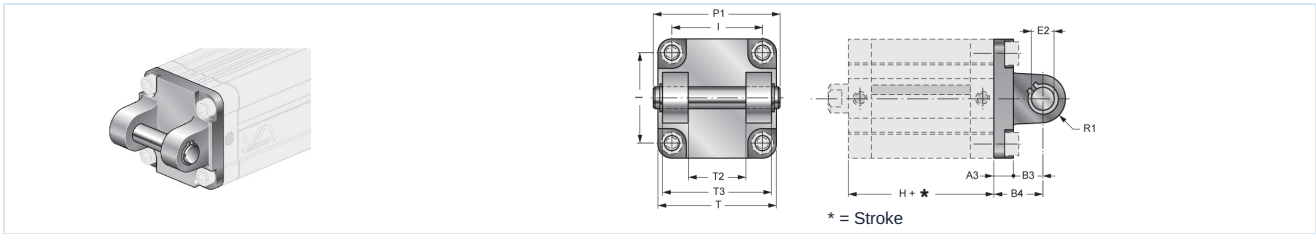


* = Stroke

| ∅ | A2 | ∅J | M | V1 | W | Type |
|-----|-----|----|-----|----|----|---------|
| 32 | 73 | 10 | 47 | 26 | 22 | XCM/32 |
| 40 | 77 | 12 | 54 | 28 | 25 | XCM/40 |
| 50 | 80 | 12 | 66 | 32 | 27 | XCM/50 |
| 63 | 89 | 16 | 78 | 40 | 32 | XCM/63 |
| 80 | 100 | 16 | 98 | 50 | 36 | XCM/80 |
| 100 | 118 | 20 | 115 | 60 | 41 | XCM/100 |

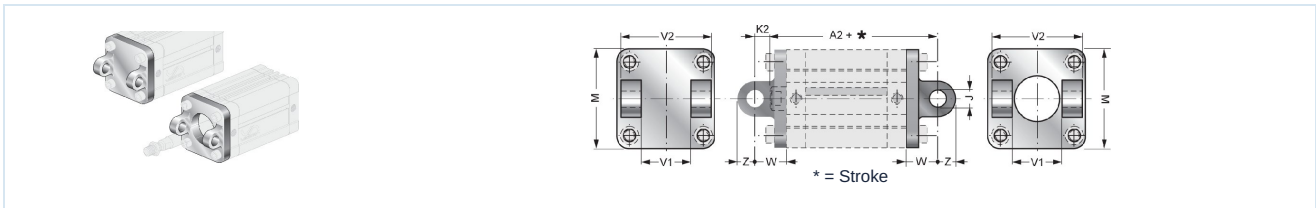


SKCF / .. Clevis mounting UNITOP



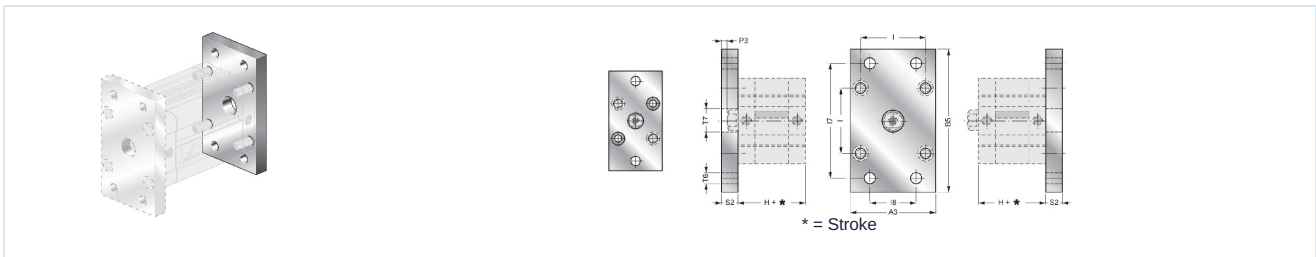
| Ø | A3 | B3 | B4 | E2 | H | I | P1 | R1 | T | T2 | T3 | Type |
|-----|----|----|----|----|------|-----|-----|------|-----|----|-----|----------|
| 32 | 9 | 13 | 22 | 10 | 44,5 | 32 | 53 | 10 | 48 | 26 | 45 | SKCF/32 |
| 40 | 9 | 16 | 25 | 12 | 45,5 | 42 | 60 | 12,5 | 58 | 28 | 52 | SKCF/40 |
| 50 | 11 | 16 | 27 | 12 | 45,5 | 50 | 68 | 12,5 | 66 | 32 | 60 | SKCF/50 |
| 63 | 11 | 21 | 32 | 16 | 50 | 62 | 78 | 15 | 83 | 40 | 70 | SKCF/63 |
| 80 | 13 | 23 | 36 | 16 | 56 | 82 | 98 | 15 | 102 | 50 | 90 | SKCF/80 |
| 100 | 15 | 26 | 41 | 20 | 66,5 | 103 | 118 | 20 | 123 | 60 | 110 | SKCF/100 |

XCF / .. Clevis mounting front and rear ISO 15552



| Ø | A2 | ØJ | K2 | M | V1 | V2 | W | Z | Type front | Type rear |
|-----|-----|----|----|-----|----|-----|----|----|------------|-----------|
| 32 | 73 | 10 | 15 | 45 | 26 | 45 | 22 | 11 | XCFA/32 | XCF/32 |
| 40 | 77 | 12 | 18 | 52 | 28 | 52 | 25 | 13 | XCFA/40 | XCF/40 |
| 50 | 80 | 12 | 19 | 65 | 32 | 60 | 27 | 13 | XCFA/50 | XCF/50 |
| 63 | 89 | 16 | 24 | 75 | 40 | 70 | 32 | 17 | XCFA/63 | XCF/63 |
| 80 | 100 | 16 | 26 | 95 | 50 | 90 | 36 | 17 | XCFA/80 | XCF/80 |
| 100 | 118 | 20 | 31 | 115 | 60 | 110 | 41 | 21 | XCFA/100 | XCF/100 |

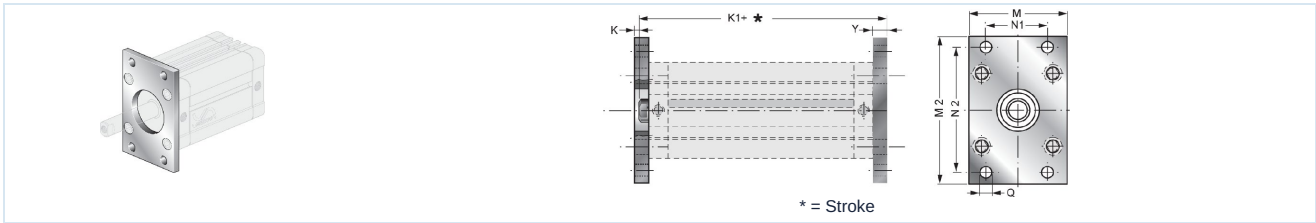
SKFL / .. Flange mounting UNITOP



| Ø | A3 | B5 | H | I | I7 | I8 | P3 | S2 | T6 | T7 | Type |
|-----|-----|-----|------|-----|-----|----|-----|----|-----|----|----------|
| 16 | 29 | 55 | 38 | 18 | 43 | - | 5,5 | 10 | 5,5 | 10 | SKFL/16 |
| 20 | 36 | 70 | 38 | 22 | 55 | - | 5,5 | 10 | 6,5 | 12 | SKFL/20 |
| 25 | 40 | 76 | 39,5 | 26 | 60 | - | 4,5 | 10 | 6,5 | 12 | SKFL/25 |
| 32 | 50 | 80 | 44,5 | 32 | 65 | 32 | 4 | 10 | 7 | 14 | SKFL/32 |
| 40 | 60 | 102 | 45,5 | 42 | 82 | 36 | 3,5 | 10 | 9 | 14 | SKFL/40 |
| 50 | 68 | 110 | 45,5 | 50 | 90 | 45 | 4,5 | 12 | 9 | 18 | SKFL/50 |
| 63 | 87 | 130 | 50 | 62 | 110 | 50 | 7,5 | 15 | 9 | 18 | SKFL/63 |
| 80 | 107 | 160 | 56 | 82 | 135 | 63 | 7 | 15 | 12 | 23 | SKFL/80 |
| 100 | 128 | 190 | 66,5 | 103 | 163 | 75 | 5 | 15 | 14 | 28 | SKFL/100 |

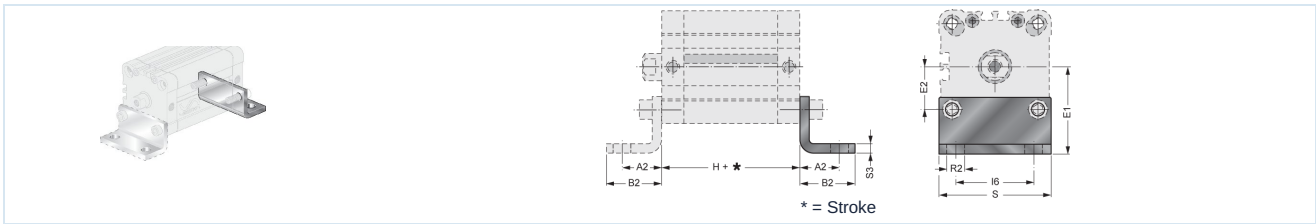


XFL / .. Flange mounting ISO 15552



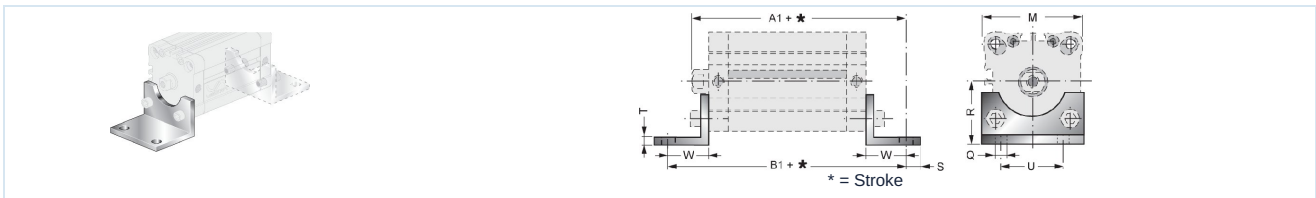
| ∅ | K | K1 | M | M2 | N1 | N2 | ∅Q | Y | Type |
|-----|---|----|-----|-----|----|-----|----|----|---------|
| 32 | 3 | 61 | 45 | 80 | 32 | 64 | 7 | 10 | XFL/32 |
| 40 | 3 | 62 | 52 | 90 | 36 | 72 | 9 | 10 | XFL/40 |
| 50 | 4 | 65 | 65 | 110 | 45 | 90 | 9 | 12 | XFL/50 |
| 63 | 4 | 69 | 75 | 120 | 50 | 100 | 9 | 12 | XFL/63 |
| 80 | 6 | 80 | 95 | 150 | 63 | 126 | 12 | 16 | XFL/80 |
| 100 | 6 | 93 | 115 | 170 | 75 | 150 | 14 | 16 | XFL/100 |

SKP / .. Foot mounting UNITOP



| ∅ | A2 | B2 | E1 | E2 | H | I6 | R2 | S | S3 | Type |
|-----|----|------|------|------|------|-----|------|-----|----|---------|
| 16 | 13 | 17,5 | 22 | 9 | 38 | 18 | 5,5 | 30 | 3 | SKP/16 |
| 20 | 16 | 22 | 27 | 11 | 38 | 22 | 6,5 | 36 | 4 | SKP/20 |
| 25 | 16 | 22 | 30 | 13 | 39,5 | 26 | 6,5 | 40 | 4 | SKP/25 |
| 32 | 18 | 26 | 32 | 16 | 44,5 | 32 | 6,5 | 50 | 5 | SKP/32 |
| 40 | 20 | 28 | 42,5 | 21 | 45,5 | 42 | 9 | 60 | 5 | SKP/40 |
| 50 | 24 | 32 | 47 | 25 | 45,5 | 50 | 9 | 68 | 6 | SKP/50 |
| 63 | 27 | 39 | 59,5 | 31 | 50 | 62 | 11 | 84 | 6 | SKP/63 |
| 80 | 30 | 42 | 65,5 | 41 | 56 | 82 | 11 | 102 | 8 | SKP/80 |
| 100 | 33 | 45 | 78 | 51,5 | 66,5 | 103 | 13,5 | 123 | 8 | SKP/100 |

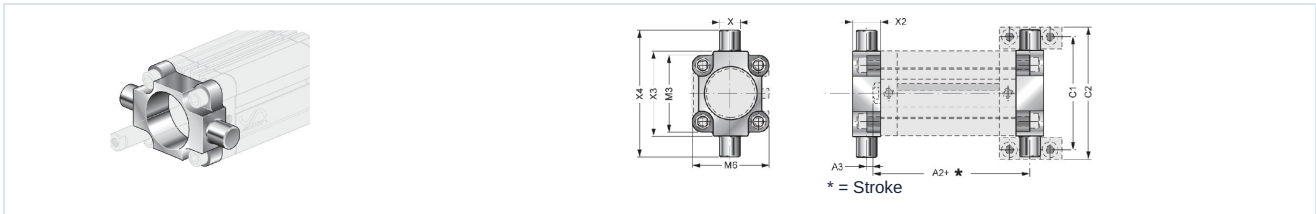
XP / .. Foot mounting ISO 15552



| ∅ | A1 | B1 | M | ∅Q | R | S | T | U | W | Type |
|-----|-----|-----|-----|----|----|----|---|----|----|--------|
| 32 | 75 | 92 | 45 | 7 | 32 | 11 | 4 | 32 | 24 | XP/32 |
| 40 | 80 | 101 | 52 | 9 | 36 | 15 | 4 | 36 | 28 | XP/40 |
| 50 | 85 | 109 | 65 | 9 | 45 | 15 | 5 | 45 | 32 | XP/50 |
| 63 | 89 | 113 | 75 | 9 | 50 | 15 | 5 | 50 | 32 | XP/63 |
| 80 | 105 | 136 | 95 | 12 | 63 | 20 | 6 | 63 | 41 | XP/80 |
| 100 | 118 | 149 | 115 | 14 | 71 | 25 | 6 | 75 | 41 | XP/100 |

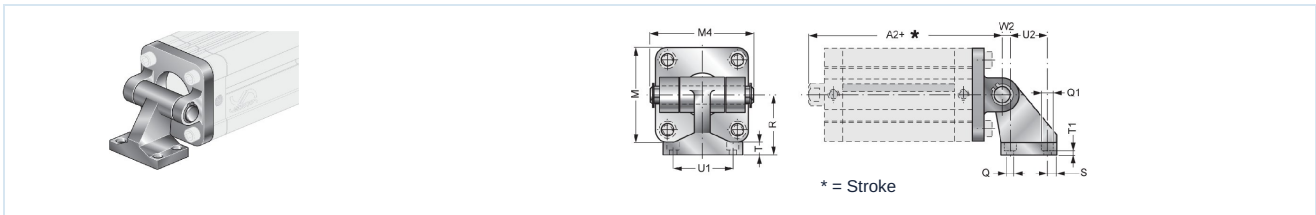


XCBF/ .. Swivel mounting ISO 15552



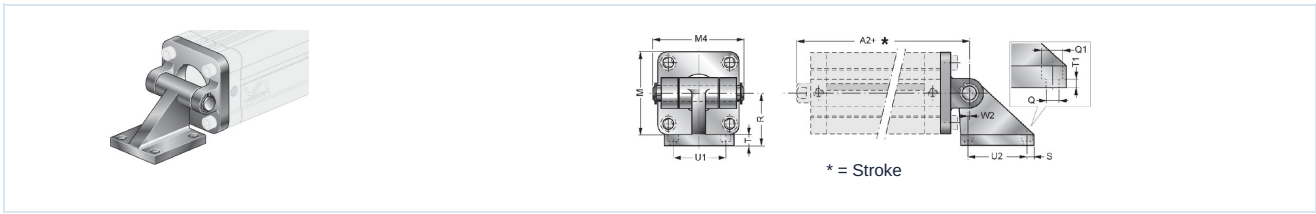
| Ø | A2 | A3 | C1 | C2 | M3 | M6 | X e9 | X2 | X3 | X4 | Type |
|-----|------|-----|----|-----|-----|-----|------|----|-----|-----|----------|
| 32 | 58,5 | 0,5 | 71 | 86 | 45 | 45 | 12 | 15 | 50 | 74 | XCBF/32 |
| 40 | 62 | 3 | 87 | 105 | 54 | 54 | 16 | 20 | 63 | 95 | XCBF/40 |
| 50 | 63 | 2 | 99 | 117 | 64 | 64 | 16 | 20 | 75 | 107 | XCBF/50 |
| 63 | 69,5 | 4,5 | 16 | 136 | 75 | 75 | 20 | 25 | 90 | 130 | XCBF/63 |
| 80 | 76,5 | 2,5 | 36 | 156 | 93 | 93 | 20 | 25 | 110 | 150 | XCBF/80 |
| 100 | 92 | 5 | 64 | 189 | 110 | 110 | 25 | 30 | 132 | 182 | XCBF/100 |

XAS/ .. Angle swivel mounting lightweight CETOP RP107P ISO



| Ø | A2 | M | M4 | ØQ | ØQ1 | R | S | T | T1 | U1 | U2 | W2 | Type |
|-----|-----|-----|-----|----|-----|----|-----|----|------|----|----|----|---------|
| 32 | 73 | 45 | 54 | 7 | 11 | 32 | 6,5 | 8 | 6,5 | 38 | 18 | 3 | XAS/32 |
| 40 | 77 | 52 | 63 | 7 | 11 | 36 | 6,5 | 10 | 8,5 | 41 | 22 | 2 | XAS/40 |
| 50 | 80 | 65 | 71 | 9 | 15 | 45 | 7,5 | 12 | 10,5 | 50 | 30 | 3 | XAS/50 |
| 63 | 89 | 75 | 81 | 9 | 15 | 50 | 7,5 | 14 | 12,5 | 52 | 35 | 2 | XAS/63 |
| 80 | 100 | 95 | 101 | 11 | 18 | 63 | 10 | 14 | 11,5 | 66 | 40 | 7 | XAS/80 |
| 100 | 118 | 115 | 123 | 11 | 18 | 71 | 10 | 17 | 14,5 | 76 | 50 | 5 | XAS/100 |

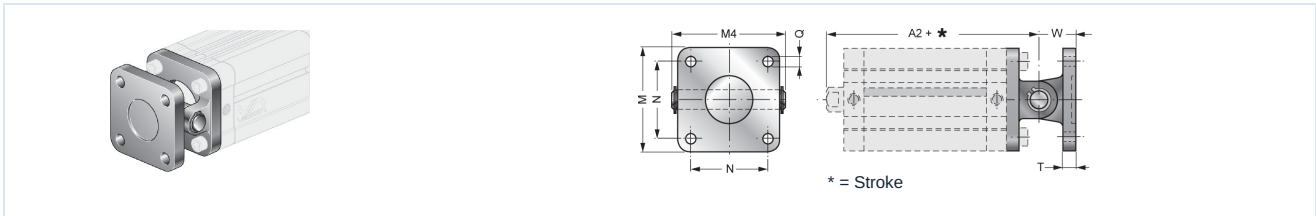
XASV/ .. Angle swivel mounting heavy ISO



| Ø | A2 | M | M4 | ØQ | ØQ1 | R | S | T | T1 | U1 | U2 | W2 | Type |
|-----|-----|-----|-----|----|-----|----|------|----|----|------|------|----|----------|
| 32 | 73 | 45 | 54 | 7 | 11 | 32 | 8 | 10 | 5 | 32,5 | 32,5 | 0 | XASV/32 |
| 40 | 77 | 52 | 63 | 7 | 11 | 36 | 8,5 | 10 | 5 | 38 | 38 | 0 | XASV/40 |
| 50 | 80 | 65 | 71 | 9 | 15 | 45 | 10 | 12 | 5 | 46,5 | 46,5 | 0 | XASV/50 |
| 63 | 89 | 75 | 81 | 9 | 15 | 50 | 10 | 12 | 5 | 56,5 | 56,5 | 0 | XASV/63 |
| 80 | 100 | 95 | 101 | 11 | 18 | 63 | 12,5 | 14 | 6 | 72 | 72 | 0 | XASV/80 |
| 100 | 118 | 115 | 123 | 11 | 18 | 73 | 13 | 16 | 6 | 89 | 89 | 0 | XASV/100 |

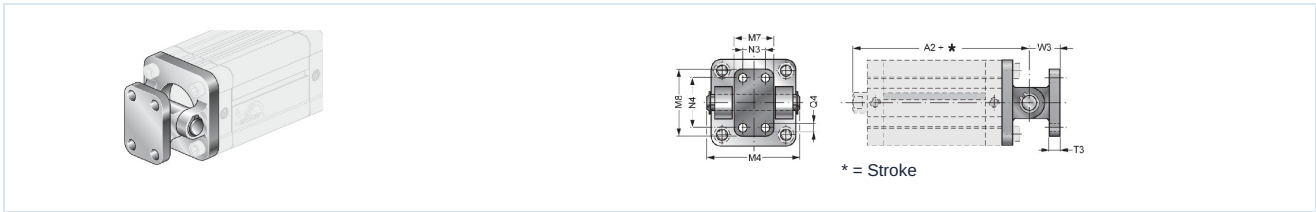


XANL/ .. Swivel mounting ISO



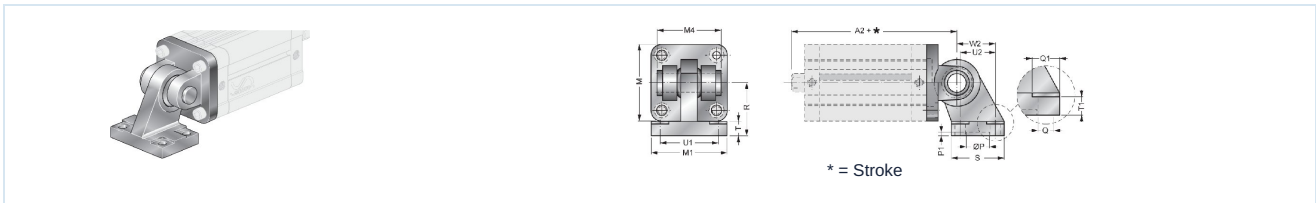
| Ø | A2 | M | M4 | N | ØQ | T | W | Type |
|-----|-----|-----|-----|------|----|----|----|----------|
| 32 | 73 | 45 | 54 | 32,5 | 7 | 10 | 22 | XANL/32 |
| 40 | 77 | 52 | 63 | 38 | 7 | 10 | 25 | XANL/40 |
| 50 | 80 | 65 | 71 | 46,5 | 9 | 12 | 27 | XANL/50 |
| 63 | 89 | 75 | 81 | 56,5 | 9 | 12 | 32 | XANL/63 |
| 80 | 100 | 95 | 101 | 72 | 11 | 16 | 36 | XANL/80 |
| 100 | 118 | 115 | 123 | 89 | 11 | 16 | 41 | XANL/100 |

XANN/ .. Swivel mounting ISO



| Ø | A2 | M4 | M7 | M8 | N3 | N4 | ØQ4 | T3 | W3 | Type |
|-----|-----|-----|----|-----|----|----|-----|----|----|----------|
| 32 | 73 | 54 | 25 | 40 | - | 28 | 7 | 8 | 18 | XANN/32 |
| 40 | 77 | 63 | 28 | 52 | 16 | 38 | 9 | 10 | 26 | XANN/40 |
| 50 | 80 | 71 | 32 | 52 | 16 | 38 | 9 | 10 | 26 | XANN/50 |
| 63 | 89 | 81 | 40 | 75 | 25 | 54 | 11 | 12 | 34 | XANN/63 |
| 80 | 100 | 101 | 50 | 75 | 25 | 54 | 11 | 12 | 34 | XANN/80 |
| 100 | 118 | 123 | 60 | 115 | 32 | 90 | 14 | 16 | 41 | XANN/100 |

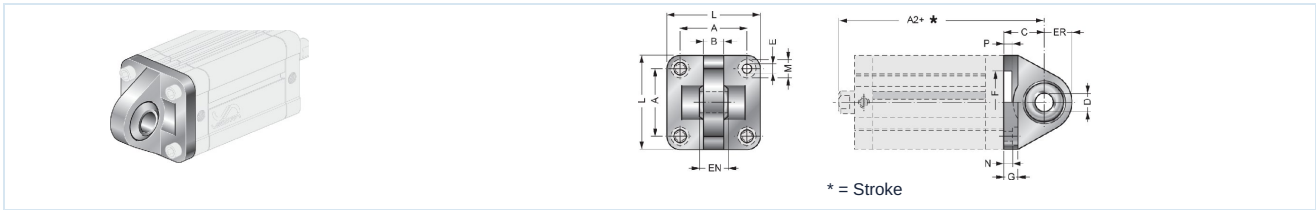
XAS-SN/ .. Angle swivel mounting spherical ISO



| Ø | A2 | M | M1 | 41 | ØP | P1 | ØQ | ØQ1 | R | S | T | T1 | U1 | U2 | W2 | Type |
|-----|-----|-----|----|----|----|----|-----|-----|----|----|----|------|----|----|----|------------|
| 32 | 73 | 45 | 51 | 41 | 20 | 3 | 6,6 | 11 | 32 | 31 | 10 | 8,5 | 38 | 18 | 21 | XAS-SN/32 |
| 40 | 77 | 52 | 54 | 48 | 20 | 3 | 6,6 | 11 | 26 | 35 | 10 | 8,5 | 41 | 22 | 24 | XAS-SN/40 |
| 50 | 80 | 65 | 65 | 54 | 20 | 3 | 9 | 15 | 45 | 45 | 12 | 10,5 | 50 | 30 | 33 | XAS-SN/50 |
| 63 | 89 | 75 | 67 | 69 | 20 | 3 | 9 | 15 | 50 | 50 | 12 | 10,5 | 52 | 35 | 37 | XAS-SN/63 |
| 80 | 100 | 95 | 86 | 75 | 20 | 3 | 11 | 18 | 63 | 60 | 14 | 11,5 | 66 | 40 | 47 | XAS-SN/80 |
| 100 | 118 | 115 | 96 | 85 | 20 | 3 | 11 | 18 | 71 | 70 | 15 | 12,5 | 76 | 50 | 55 | XAS-SN/100 |

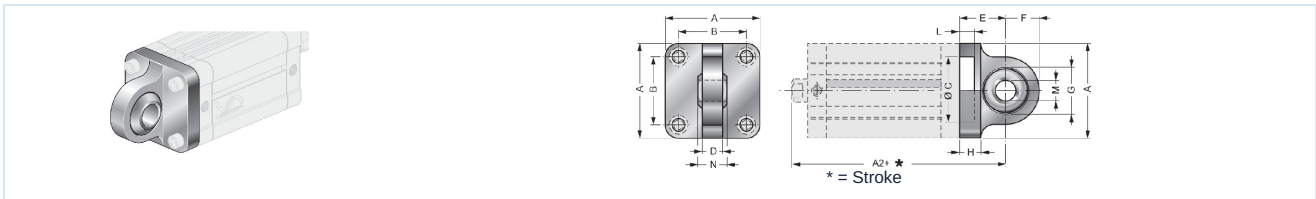


XCM-SN-AC/ .. Tab washer with spherical bearing arrangement, Steel ISO





| Ø | A2 | A | B | C | D | EN | ER | F | G | E | L | M | N | P | Type |
|-----|-----|------|------|----|----|----|----|----|----|-----|-----|------|-----|---|---------------|
| 32 | 73 | 32,5 | 10,5 | 22 | 10 | 14 | 15 | 30 | 10 | 6,6 | 45 | 10,5 | 5,5 | 5 | XCM-SN-AC/32 |
| 40 | 77 | 38 | 12 | 25 | 12 | 16 | 18 | 35 | 10 | 6,6 | 55 | 11 | 5,5 | 5 | XCM-SN-AC/40 |
| 50 | 80 | 46,5 | 15 | 27 | 16 | 21 | 20 | 40 | 10 | 9 | 65 | 15 | 6,5 | 5 | XCM-SN-AC/50 |
| 63 | 89 | 56,5 | 15 | 32 | 16 | 21 | 23 | 45 | 12 | 9 | 75 | 15 | 6,5 | 5 | XCM-SN-AC/63 |
| 80 | 100 | 72 | 18 | 36 | 20 | 25 | 27 | 45 | 14 | 11 | 95 | 18 | 10 | 5 | XCM-SN-AC/80 |
| 100 | 118 | 89 | 18 | 41 | 20 | 25 | 30 | 55 | 16 | 11 | 115 | 18 | 10 | 5 | XCM-SN-AC/100 |

XCM-SN-AL/ .. Tab washer with spherical bearing arrangement, Aluminium ISO



| Ø | A2 | A | B | C | D | E | F | G | H | L | ØM | N | Type |
|-----|-----|-----|------|----|----|----|----|----|----|---|----|----|---------------|
| 32 | 73 | 45 | 32,5 | 30 | 10 | 22 | 16 | 22 | 10 | 7 | 10 | 14 | XCM-SN-AL/32 |
| 40 | 77 | 52 | 38 | 35 | 12 | 25 | 19 | 26 | 10 | 7 | 12 | 16 | XCM-SN-AL/40 |
| 50 | 80 | 65 | 46,5 | 40 | 12 | 27 | 19 | 26 | 12 | 7 | 16 | 21 | XCM-SN-AL/50 |
| 63 | 89 | 75 | 56,5 | 45 | 15 | 32 | 24 | 32 | 12 | 7 | 16 | 21 | XCM-SN-AL/63 |
| 80 | 100 | 95 | 72 | 45 | 15 | 36 | 24 | 32 | 16 | 9 | 20 | 25 | XCM-SN-AL/80 |
| 100 | 118 | 115 | 89 | 55 | 18 | 41 | 30 | 40 | 16 | 9 | 20 | 25 | XCM-SN-AL/100 |

USC/ .. Cross pin

| | Ø | A | B f7 | Type |
|---|-----|-----|------|---------|
|   | 32 | 54 | 10 | USC/32 |
| | 40 | 63 | 12 | USC/40 |
| | 50 | 71 | 12 | USC/50 |
| | 63 | 81 | 16 | USC/63 |
| | 80 | 101 | 16 | USC/80 |
| | 100 | 123 | 20 | USC/100 |

Illustrations non-binding
Design, dimensional and material changes reserved

