Partnership. With Guarantee.

Profile magnetic cylinder VDMA - ISO 15552
Series PC50



Design type	Profile magnetic cylinder according to VDMA - ISO 15552
Heads	High-pressure die casting Aluminium alloy
Piston rod	Stainless steel X20Cr13 rolled
Cylinder tube	Aluminium profile hard anodized
Seals	Polyurethane
End-position cushioning	pneumatic, adjustable
Stopper	mechanical
Medium	filtered compressed air
Lubrication	not necessary
Medium temperature	0...+40°C
Ambient temperature	-10...+80°C (-5...+150°C for version FKM complete)
maximum operating pressure	10bar
Scope of delivery	incl. Piston rod nut
Note	Technical documentation for accessories see separate data sheet Solenoid switch see separate data sheet CAD files are available in the STASTO Store at www.stasto.eu

Type code

		PC 50	- 50	- 80	- P	- 01
Type	Profile magnetic cylinder, double-acting	50				
Diameter [mm]	32		32			
	40		40			
	50		50			
	63		63			
	80		80			
	100		100			
	125		125			
Stroke [mm]	see table Standard strokes			80		
Special version	through piston rod				P	
	Piston rod seal FKM				VS	
	all seals FKM				VV	
	Piston rod Chrome-plated steel				KS	
	Piston rod Stainless steel 1.4401				SS	
	Multi-position, bottom side				R0	
	Multi-position, piston rod side				F0	
Special version	described in the item text					01,02,...

+43 512 52076
austria@stasto.eu
© STASTO Automation KG

Standard strokes, Cushioning length

Ø	25	50	80	100	125	160	200	250	300	350	400	450	500	600	700	800	900	1000	Cushioning length
32	•	•	•	•	•	•	•	•	•	•	•	•	•						24
40	•	•	•	•	•	•	•	•	•	•	•	•	•						27
50	•	•	•	•	•	•	•	•	•	•	•	•	•						30
63	•	•	•	•	•	•	•	•	•	•	•	•	•						30
80	•	•	•	•	•	•	•	•	•	•	•	•	•	•	•	•	•	•	36
100	•	•	•	•	•	•	•	•	•	•	•	•	•	•	•	•	•	•	38
125	•	•	•	•	•	•	•	•	•	•	•	•	•	•	•	•	•	•	38
Special stroke on request																			

PC50 - ... - ... double-acting

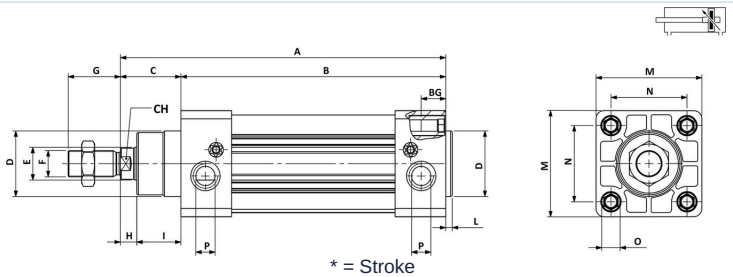

* = Stroke

Ø	A	B	C	ØD	ØE	F	G	H	I	L	M	N	O	P	BG	CH	Type
32	120	94	26	30	12	M10x1,25	20	7	19	3	47	32,5	M6	G 1/8	16	10	PC50-32-...
40	135	105	30	35	16	M12x1,25	24	9	21	3	53	38	M6	G 1/4	16	13	PC50-40-...
50	143	106	37	40	20	M16x1,5	32	10	27	3,5	65	46,5	M8	G 1/4	16	17	PC50-50-...
63	158	121	37	45	20	M16x1,5	32	10	27	4	75	56,5	M8	G 3/8	16	17	PC50-63-...
80	174	128	46	45	25	M20x1,5	40	13	33	4	95	72	M10	G 3/8	18	21	PC50-80-...
100	189	138	51	55	25	M20x1,5	40	15	36	4	115	89	M10	G 1/2	18	21	PC50-100-...
125	225	160	65	60	30	M27x2	54	25	40	6	140	110	M12	G 1/2	22	27	PC50-125-...

PC50 - ... - ... - P double-acting, through piston rod

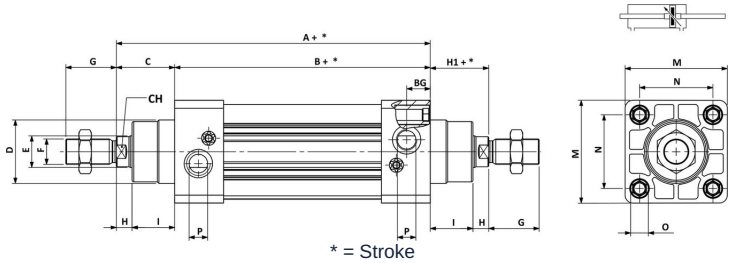

* = Stroke

Ø	A	B	C	ØD	ØE	F	G	H	H1	I	M	N	O	P	BG	CH	Type
32	120	94	26	30	12	M10x1,25	20	7	26	19	47	32,5	M6	G 1/8	16	10	PC50-32-...-P
40	135	105	30	35	16	M12x1,25	24	9	30	21	53	38	M6	G 1/4	16	13	PC50-40-...-P
50	143	106	37	40	20	M16x1,5	32	10	37	27	65	46,5	M8	G 1/4	16	17	PC50-50-...-P
63	158	121	37	45	20	M16x1,5	32	10	37	27	75	56,5	M8	G 3/8	16	17	PC50-63-...-P
80	174	128	46	45	25	M20x1,5	40	13	46	33	95	72	M10	G 3/8	18	21	PC50-80-...-P
100	189	138	51	55	25	M20x1,5	40	15	51	36	115	89	M10	G 1/2	18	21	PC50-100-...-P
125	225	160	65	60	30	M27x2	54	25	65	40	140	110	M12	G 1/2	22	27	PC50-125-...-P

Illustrations non-binding
Design, dimensional and material changes reserved

+43 512 52076
austria@stasto.eu

© STASTO Automation KG